

# 2009–2010 FACT SHEET

## MISSION

Samuel Merritt University educates students to become highly skilled and compassionate healthcare professionals who positively transform the experience of care in diverse communities.

## VISION

Samuel Merritt University will become nationally recognized as a premier, multi-specialty health sciences institution. Expert faculty and staff will shape an inclusive learning environment where all students experience best teaching practices and state-of-the-art learning approaches. The University will select and support students who will flourish in its rigorous academic programs, learn to practice expertly, and pass licensure or certification examinations on first attempt.

## VALUES

A **learning** environment where we challenge ourselves and our students to think critically, seek mastery and act compassionately

A **collegial** environment where we are fair, respectful and behave with integrity

A **collaborative** environment where we partner with one another and with others in the community

A **results-oriented** environment where we provide and expect exceptional performance and service

## PROGRAMS AND YEAR OF INCEPTION

- Master of Science in Nursing—Post Professional Family Nurse Practitioner, 1993 (**MSN-FNP**)
- Master of Science in Nursing—Post Professional Case Management, 1997 (**MSN-Case Mgmt**)
- Master of Science in Nurse Anesthesia, 1994 (**MSN-CRNA**)
- Master of Occupational Therapy, 1994 (**MOT**)
- Entry Level Master of Science in Nursing—Case Management, 1996 (**MSN-EL Case Mgmt**)
- Entry Level Master of Science in Nursing—Family Nurse Practitioner, 1999 (**MSN-EL FNP**)
- Master Physician Assistant, 1999 (**MPA**)
- Master of Science in Nursing—Online Degree Completion for Advanced Practice Nurses, 2001 (**MSN-Online**)
- Doctor of Physical Therapy, 2002 (**DPT**)
- Doctor of Podiatric Medicine, 2002 (**DPM**)
- Bachelor of Science in Nursing—2+2 partnership with Holy Names University, Mills College and St. Mary’s College of California, 2004 (**BSN**)
- Accelerated Bachelor of Science in Nursing, 2005 (**ABSN**)
- Doctor of Nursing Practice, 2010 (**DNP**)

## HISTORY

Founded in 1909, Samuel Merritt University became a degree granting institution in 1981. Today, Samuel Merritt University is a health sciences university offering a bachelors degree in nursing and graduate degrees in nursing (case management, anesthesia, family nurse practitioner), occupational therapy, physical therapy, physician assistant, and podiatric medicine. Admission is selective. The University’s facilities include a classroom complex, student recreation areas, comprehensive health sciences library, computer learning laboratories, and specialized laboratories for gross anatomy, human performance, physical therapy, living skills, human occupation, splinting/orthotics, nursing skills and human simulation. Students are offered a variety of clinical experiences in over 1100 health care facilities. The University is an affiliate of Sutter Health.

## ACCREDITATION

Samuel Merritt University and its programs are accredited by the:

- Senior Commission of the Western Association of Schools and Colleges (WASC)
- Commission on Collegiate Nursing Education
- Council on Accreditation of Nurse Anesthesia Educational Programs
- Commission on Accreditation in Physical Therapy Education
- Accreditation Council for Occupational Therapy Education
- Accreditation Review Commission on Education for the Physician Assistant
- Council on Podiatric Medical Education

## LICENSURE PASS RATES FIRST TIME TEST TAKERS 2005-2009 AVERAGE

	SAMUEL MERRITT UNIVERSITY	NATIONAL
ABSN/BSN (NCLEX)*	88%	88%
MSN-Entry Level (NCLEX)	94%	88%
MSN-CRNA (CCNA)	97%	90%
MPA (PANCE)	97%	92%
DPT (NPTE)	91%	86%
DPM (NBPM-E-PART III)	91%	88%
MOT (NBCOT)	84%	85%

\*Average pass rates for the ABSN program are from 2006–2009.

## HEADCOUNT ENROLLMENT AND FTE BY TERM

### Fall 2009

1400 Total (1264.69 FTE)  
579 undergraduate students (539.25 FTE)  
821 graduate students (725.44 FTE)

### Spring 2010

1327 Total (1217.25 FTE)  
592 undergraduate students (548.92 FTE)  
735 graduate students (668.33 FTE)

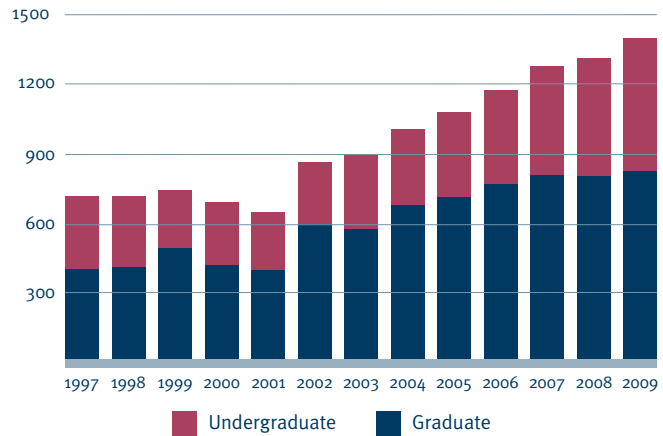
## HEADCOUNT ENROLLMENT BY PROGRAM FALL 2009

Accelerated Bachelor of Science in Nursing	268
Bachelor of Science in Nursing	249
Undergraduate Non Degree Seeking	62
Entry Level Master of Science in Nursing – Case Management	111
Entry Level Master of Science in Nursing – Family Nurse Practitioner	135
Master of Science in Nurse Anesthesia	75
Master of Science in Nursing – Post Professional Case Management	2
Master of Science in Nursing – Post Professional Family Nurse Practitioner	17
Master of Science in Nursing – Online	10
Master of Occupational Therapy	108
Master Physician Assistant	104
Doctor of Physical Therapy	97
Doctor of Podiatric Medicine	161
Graduate Non Degree Seeking	1
<b>TOTAL</b>	<b>1400</b>

## ENTERING STUDENTS' GPA SCORES FALL 2009 (MEDIAN SCORES)

	GPA
ABSN/BSN	3.46
MSN-Entry Level	3.44
MSN-CRNA	3.60
MOT	3.33
MPA	3.58
DPT	3.11
DPM	3.34

## Headcount Enrollment Fall 1997–2009



## ENROLLED STUDENTS' DEMOGRAPHICS FALL 2009

	UNDER-GRADUATE	GRADUATE	TOTAL
Female	85%	70%	77%
Male	15%	30%	23%
American Indian/Alaskan	1%	0%	0%
Asian/Pacific Islander	23%	26%	25%
Black	3%	4%	3%
Hispanic	8%	5%	6%
White	38%	46%	43%
Other/Unknown	28%	19%	22%
18–21 years	13%	0%	5%
22–24 years	22%	19%	20%
25–29 years	28%	49%	40%
30–34 years	17%	17%	17%
35+ years	20%	15%	17%

## COURSE EVALUATION RESULTS BY PROGRAM FALL 2009 (MEDIAN SCORES)

School of Nursing	4.19
Master of Occupational Therapy	4.32
Master Physician Assistant	4.62
Doctor of Podiatric Medicine	4.52
Doctor of Physical Therapy	4.16
All Programs	4.25

SCALE: 0=VERY POOR, 1=POOR, 2=FAIR, 3=GOOD, 4=VERY GOOD, 5=EXCELLENT

## FACULTY PROFILE FALL 2009

	FULL TIME	PART TIME	PROFESSORS	ASSOCIATE PROFESSORS	ASSISTANT PROFESSORS	INSTRUCTORS	ADJUNCT FACULTY	TOTAL
Basic Sciences	4	2	1	1	2	0	2	6
California School of Podiatric Medicine	17	6	9	2	6	0	6	23
Occupational Therapy	7	4	1	2	4	0	4	11
Physical Therapy	8	7	0	4	4	0	7	15
Physician Assistant	7	7	0	0	7	0	7	14
School of Nursing	76	95	6	9	58	3	95	171
<b>TOTAL</b>	<b>119</b>	<b>121</b>	<b>17</b>	<b>18</b>	<b>81</b>	<b>3</b>	<b>121</b>	<b>240</b>

## ADDITIONAL FACULTY DATA FALL 2009

Student-faculty ratio	10 to 1 (based on FTE)
Faculty with Doctoral degree	53% of full-time
Faculty Gender	73% female, 27% male
Faculty Ethnicity	26% ethnic minority

## DEGREES AWARDED (2008-2009)

Bachelor of Science in Nursing BSN	322
Master of Science in Nursing (Case Management) MSN	35
Master of Science in Nursing (Family Nurse Practitioner) MSN	42
Master of Science in Nursing (Nurse Anesthesia) MSN	23
Master of Science in Nursing (Online) MSN	11
Master of Occupational Therapy MOT	24
Master Physician Assistant MPA	33
Doctor of Physical Therapy DPT	29
Doctor of Podiatric Medicine DPM	32
<b>TOTAL DEGREES</b>	<b>551</b>

## STAFF PROFILE FALL 2009

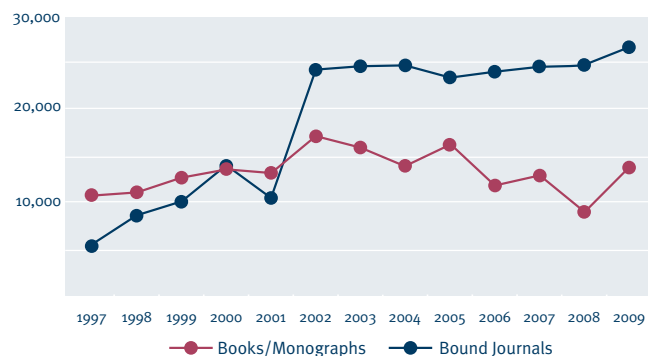
Status	104 full-time, 26 part-time
Gender	76% female, 24% male
Ethnicity	44% ethnic minority

## JOHN A. GRAZIANO MEMORIAL LIBRARY 2009

Books/Monographs	13,896
Bound Journals	26,697
Audio/Video Materials	1,751
Online Subscribed Databases	24
Electronic Journals*	5,092

\*Electronic journals increased by 114% from 2004 to 2009

### Books and Journals 1997-2009



**Samuel Merritt University  
Main Campus**  
3100 Telegraph Avenue  
Oakland, CA 94609  
PHONE 800.607.6377  
PHONE 510.869.6511  
FAX 510.869.6525

**Samuel Merritt University  
Sacramento Regional Learning Center**  
2710 N. Gateway Oaks Drive, Suite 360  
Sacramento, CA 95833  
PHONE 916.646.2770  
FAX 916.646.2792  
(ABSN and MSN)

**Samuel Merritt University  
San Francisco Learning Center**  
555 San Jose Avenue  
San Francisco, CA 94110  
PHONE 415.869.3200  
(ABSN)

**Samuel Merritt University  
San Mateo Learning Center**  
1720 South Amphlett Boulevard,  
Suite 300  
San Mateo, CA 94402  
PHONE 650.292.5565  
(ABSN)

**St. Mary's Medical Center**  
2250 Hayes Street, 4th Floor  
San Francisco, CA 94117  
PHONE 415.379.7874  
(Podiatric Medicine)

**FINANCIAL AID**

**Application Process**

FAFSA: Priority filing date is March 2. FAFSA accepted on a rolling basis. Notification of awards on a rolling basis beginning April 1.

**Scholarships and Grants (2008–2009)**

Federal (Pell, SEOG), State (Cal Grants A and B), college and private grants. Federal, state, college, and private scholarships. Merit and need-based scholarships. Aid to undergraduates ranged from \$500 to \$47,000 in 2008–2009. A total of \$4,293,725 in scholarships and grants was awarded to undergraduate students and \$885,727 was awarded to graduate students: 79 percent of undergraduates and 89 percent of graduate students received some form of financial aid.

**Loans (2008–2009)**

Stafford, NSL, PLUS, Perkins, HPSL, state, school, and private loans. Deferred payment plan. Loans for undergraduates ranged from \$1,000 to \$40,000 in 2008–2009, loans for graduate students ranged from \$1,000 to \$80,000: 79 percent of all undergraduates and 98 percent of graduate students received loans. A total of \$18.7 million in loans was awarded to undergraduates, \$33.2 million to graduate students.

**Student Employment**

During the 2008–2009 school year 11 percent of full-time students worked on campus through the College Work/Study Program. Students may expect to earn an average of \$1,700 in Work/Study during the school year. Off-campus part-time employment opportunities are rated “excellent.”

Please visit the university website at:  
<http://www.samuelmerritt.edu> for current tuition, fees and application information

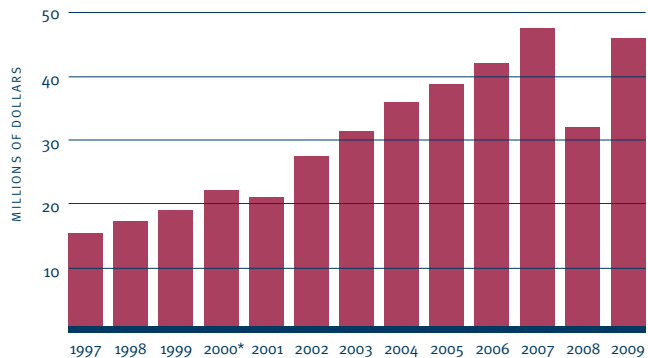
**FINANCIAL AID**  
 510.869.1550, [finaid@samuelmerritt.edu](mailto:finaid@samuelmerritt.edu)

**ANNUAL BUDGET AND ENDOWMENTS**

Operating Budget 2009: \$42,723,890

Total Endowments 2009: \$35,096,240

**Specific Purpose and Endowments 1997–2009\***

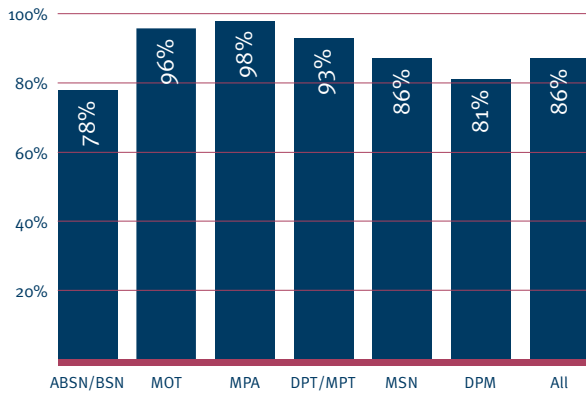


\* In 2000 Samuel Merritt University fiscal year end changed from June 30 to December 31.

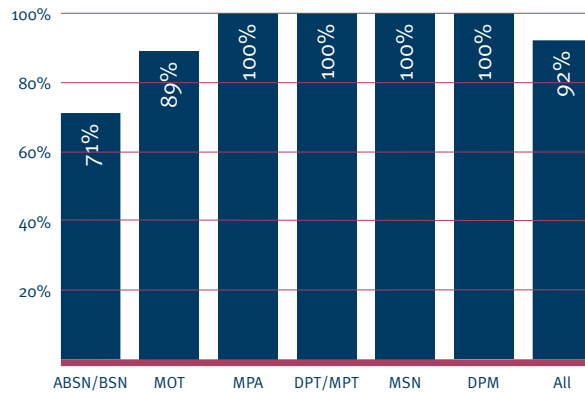
**ALUMNI AND EMPLOYER SURVEY RESULTS 2008-2009**

(Source: Survey of Graduates of 2003–2004, 2005–2006, and 2007–2008 and their employers)

**Alumni reporting that their expectations have been met at SMU**



**Employers rating SMU Graduates “Above Entry Level” in Clinical Skills**



**Contact Information**

[www.samuelmerritt.edu](http://www.samuelmerritt.edu)  
 1.800.607.6377  
 ADMISSION 510.869.6576  
[admission@samuelmerritt.edu](mailto:admission@samuelmerritt.edu)

COLLEGE IDENTIFICATION NUMBERS  
 SAT, FAF AND TOEFL #4750  
 GRE #3358  
 ACT #0412  
 FAFSA #007012

**PRESIDENT Sharon Diaz, PhD (hc)**

ACADEMIC VICE PRESIDENT & PROVOST Scot Foster, CRNA, PhD, FAAN  
 VICE PRESIDENT FOR FINANCE AND ADMINISTRATION Greg Gingras, MSB, CMA  
 VICE PRESIDENT, ENROLLMENT AND STUDENT SERVICES John Garten-Shuman, MA  
 GOVERNING BOARD 10 member Board of Regents