

2007–2008 FACT SHEET

MISSION

Samuel Merritt College educates students to become highly skilled and compassionate healthcare professionals who positively transform the experience of care in diverse communities.

VISION

Samuel Merritt College will become nationally recognized as a premier, multi-specialty health sciences institution. Expert faculty and staff will shape an inclusive learning environment where all students experience best teaching practices and state-of-the-art learning approaches. The College will select and support students who will flourish in its rigorous academic programs, learn to practice expertly, and pass licensure or certification examinations on first attempt.

VALUES

A **learning** environment where we challenge ourselves and our students to think critically, seek mastery and act compassionately

A **collegial** environment where we are fair, respectful and behave with integrity

A **collaborative** environment where we partner with one another and with others in the community

A **results-oriented** environment where we provide and expect exceptional performance and service

PROGRAMS AND YEAR OF INCEPTION

- Intercollegiate Bachelor of Science in Nursing with St. Mary's College of California, 1981, phased out in 2009 (**BSN**)
- Master of Science in Nursing – Post Professional Family Nurse Practitioner, 1993 (**MSN-FNP**)
- Master of Science in Nursing – Post Professional Case Management, 1997 (**MSN-Case Mgmt**)
- Master of Science in Nurse Anesthesia, 1994 (**MSN-CRNA**)
- Master of Occupational Therapy, 1994 (**MOT**)
- Entry Level Master of Science in Nursing – Case Management, 1996 (**MSN-EL Case Mgmt**)
- Entry Level Master of Science in Nursing – Family Nurse Practitioner, 1999 (**MSN-EL FNP**)
- Master Physician Assistant, 1999 (**MPA**)
- Master of Science in Nursing – Online Degree Completion for Advanced Practice Nurses, 2001 (**MSN-Online**)
- Doctor of Physical Therapy, 2002 (**DPT**)
- Doctor of Podiatric Medicine, 2002 (**DPM**)
- Bachelor of Science in Nursing – 2+2 partnership with Holy Names University, Mills College and St. Mary's College of California, 2004 (**BSN**)
- Accelerated Bachelor of Science in Nursing, 2005 (**ABSN**)
- Doctor of Pharmacy, 2010 (**PHARM D**)

HISTORY

Founded in 1909, Samuel Merritt College became a degree granting institution in 1981. Today, Samuel Merritt College is a health sciences college offering a bachelors degree in nursing and graduate degrees in nursing (case management, anesthesia, family nurse practitioner), occupational therapy, physical therapy, physician assistant, and podiatric medicine. Admission is selective. The College's facilities include a classroom complex, residence hall, student recreation areas, comprehensive health sciences library, computer learning laboratories, and specialized laboratories for gross anatomy, human performance, physical therapy, living skills, human occupation, splinting/orthotics, nursing skills and human simulation. Students are offered a variety of clinical experiences in over 1000 health care facilities. The College is an affiliate of Sutter Health.

ACCREDITATION

- Samuel Merritt College and its programs are accredited by:
- Senior Commission of the Western Association of Schools and Colleges (WASC)
 - Commission on Collegiate Nursing Education
 - Council on Accreditation of Nurse Anesthesia Educational Programs
 - Commission on Accreditation in Physical Therapy Education
 - Accreditation Council for Occupational Therapy Education
 - Accreditation Review Commission on Education for the Physician Assistant
 - Council on Podiatric Medical Education

LICENSURE PASS RATES FIRST TIME TEST TAKERS–2007

	SAMUEL MERRITT COLLEGE	NATIONAL
BSN (NCLEX)	89%	86%
ABSN (NCLEX)	96%	86%
MSN–Entry Level (NCLEX)	99%	86%
MSN–CRNA (CCNA)	95%	93%
MSN–FNP (ANCC)	100%	93%
MOT (NBCOT)	85%	88%
MPA (PANCE)	93%	92%
DPT (NPTE)	89%	88%
DPM (NBPME-PART III)	97%	87%

HEADCOUNT ENROLLMENT AND FTE BY TERM

Fall 2007

1278 Total (1129.53 FTE)
469 undergraduate students (433.08 FTE)
809 graduate students (696.44 FTE)

Spring 2008

1224 Total (1068.42 FTE)
498 undergraduate students (451.58 FTE)
726 graduate students (616.83 FTE)

HEADCOUNT ENROLLMENT BY PROGRAM FALL 2007

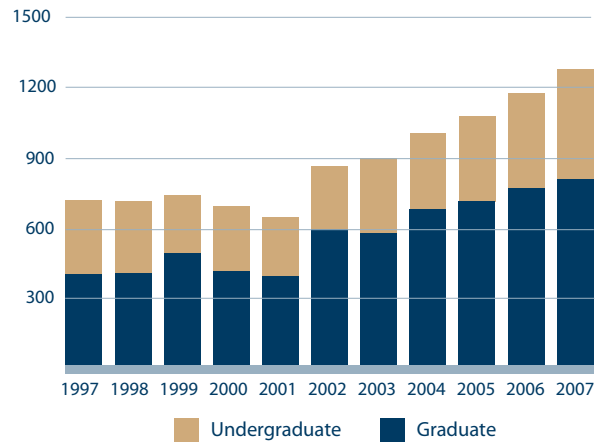
Accelerated Bachelor of Science in Nursing	196
Bachelor of Science in Nursing	220
Undergraduate Non Degree Seeking	53
Entry Level Master of Science in Nursing– Case Management	105
Entry Level Master of Science in Nursing– Family Nurse Practitioner	137
Master of Science in Nurse Anesthesia	74
Master of Science in Nursing– Post Professional Case Management	4
Master of Science in Nursing– Post Professional Family Nurse Practitioner	18
Master of Science in Nursing–Online	28
Master of Occupational Therapy	96
Master Physician Assistant	94
Doctor of Physical Therapy	103
Doctor of Podiatric Medicine	150
TOTAL	1278

ENTERING STUDENTS' GPA AND ENTRANCE EXAMINATION SCORES FALL 2007 (MEDIAN SCORES)

	GPA	GRE*	MCAT
BSN	3.33		
MSN-Entry Level	3.40		
MSN- CRNA	3.41	1100	
MOT	3.19	910	
MPA	3.37		
DPT	3.36	1120	
DPM	3.18		22

*Composite of Quantitative and Verbal

Headcount Enrollment Fall 1997–2007



ENROLLED STUDENTS' DEMOGRAPHICS FALL 2007

	UNDER-GRADUATE	GRADUATE	TOTAL
Female	88%	70%	76%
Male	12%	30%	24%
American Indian/Alaskan	1%	0%	1%
Asian/Pacific Islander	26%	25%	25%
Black	6%	4%	5%
Hispanic	9%	7%	8%
White	41%	48%	45%
Other/Unknown	17%	16%	16%
18–21 years	11%	0%	4%
22–24 years	24%	18%	20%
25–29 years	30%	45%	39%
30–34 years	12%	18%	16%
35+ years	23%	19%	21%

STUDENT CLIMATE SURVEY RESULTS SPRING 2008

SATISFACTION WITH:	
Quality of clinical experience	4.03
Accessibility of faculty	3.96
Quality of library services	3.91
(SCALE: 1=VERY DISSATISFIED, 5=VERY SATISFIED)	
AGREE WITH:	
SMC is helping me achieve my educational goals	4.11
SMC is supportive of all genders	4.13
SMC is supportive of ethnic diversity	4.10
(SCALE: 1=STRONGLY DISAGREE, 5=STRONGLY AGREE)	

FACULTY PROFILE FALL 2007

	FULL TIME	PART TIME	PROFESSORS	ASSOCIATE PROFESSORS	ASSISTANT PROFESSORS	INSTRUCTORS	ADJUNCT FACULTY	TOTAL
Basic Sciences	4	2	1	1	2	0	2	6
California School of Podiatric Medicine	12	7	6	2	5	0	6	19
Occupational Therapy	4	9	1	2	5	0	5	13
Physical Therapy	6	12	0	1	6	0	11	18
Physician Assistant	4	15	0	0	5	1	13	19
School of Nursing	43	69	5	5	44	3	55	112
TOTAL	73	114	13	11	67	4	92	187

ADDITIONAL FACULTY DATA FALL 2007

Student-faculty ratio	12 to 1 (based on FTE)
Faculty with Doctoral degrees	53% of full-time
Faculty Gender	72% female, 28% male
Faculty Ethnicity	19% ethnic minority

STAFF PROFILE FALL 2007

Status	100 full-time, 16 part-time
Gender	79% female, 21% male
Ethnicity	41% ethnic minority

DEGREES AWARDED (2006-2007)

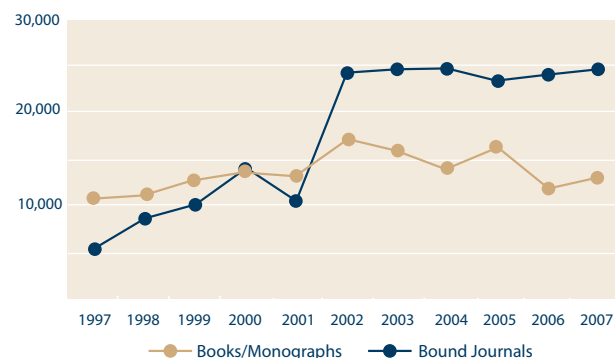
Bachelor of Science in Nursing <small>BSN</small>	193
Master of Science in Nursing (Case Management) <small>MSN</small>	21
Master of Science in Nursing (Family Nurse Practitioner) <small>MSN</small>	28
Master of Science in Nursing (Nurse Anesthesia) <small>MSN</small>	23
Master of Science in Nursing (Online) <small>MSN</small>	4
Master of Occupational Therapy <small>MOT</small>	27
Master Physician Assistant <small>MPA</small>	42
Doctor of Physical Therapy <small>DPT</small>	31
Doctor of Podiatric Medicine <small>DPM</small>	20
TOTAL DEGREES AND CERTIFICATES	389

JOHN A. GRAZIANO MEMORIAL LIBRARY 2007

Books/Monographs	12,845
Bound Journals	23,947
Audio/Video Materials	2,100
Online Subscribed Databases	24
Electronic Journals*	3,686

* Electronic journals increased by 55% from 2004 to 2007

Books and Journals 1997-2007



Samuel Merritt College Main Campus

370 Hawthorne Avenue
Oakland, CA 94609
PHONE 800.607.6377
PHONE 510.869.6511
FAX 510.869.6525

Samuel Merritt College Sacramento Regional Learning Center

2700 Gateway Oaks Drive, Suite 1230
Sacramento, CA 95833
PHONE 916.646.2770
FAX 916.646.2792
(ABS and MSN)

Samuel Merritt College San Francisco Learning Center

555 San Jose Avenue
San Francisco, CA 94110
PHONE 415.869.3200
(ABS)

Samuel Merritt College San Mateo Learning Center

1720 South Amphlett Boulevard,
Suite 300
San Mateo, CA 94402
(ABS)

St. Mary's Medical Center

2250 Hayes Street, 3rd Floor
San Francisco, CA 94117
PHONE 415.379.7874
(Podiatric Medicine)

FINANCIAL AID

Application Process

FAFSA: Priority filing date is March 2. FAFSA accepted on a rolling basis. Notification of awards on a rolling basis beginning April 1.

Scholarships and Grants (2006–2007)

Federal (Pell, SEOG), State (Cal Grants A and B), college and private grants. Federal, state, college, and private scholarships. Merit and need-based scholarships. Aid to undergraduates ranged from \$500 to \$42,000 in 2006–2007. A total of \$3,453,000 in scholarships and grants was awarded to undergraduate students and \$938,000 was awarded to graduate students: 73 percent of undergraduates and 85 percent of graduate students received some form of financial aid.

Loans (2006–2007)

Stafford, NSL, PLUS, Perkins, HPSL, state, school, and private loans. Deferred payment plan. Loans for undergraduates ranged from \$1,000 to \$40,000 in 2006–2007, loans for graduate students ranged from \$1,000 to \$80,000: 67 percent of all undergraduates and 81 percent of graduate students received loans. A total of \$9.5 million in loans was awarded to undergraduates, \$28.7 million to graduate students.

Student Employment

During the 2006–2007 school year 20 percent of full-time students worked on campus through the College Work/Study Program. Students may expect to earn an average of \$3,000 in Work/Study during the school year. Off-campus part-time employment opportunities are rated “excellent.”

Please visit the college website at:
<http://www.samuelmerritt.edu> for current tuition, fees and application information

FINANCIAL AID

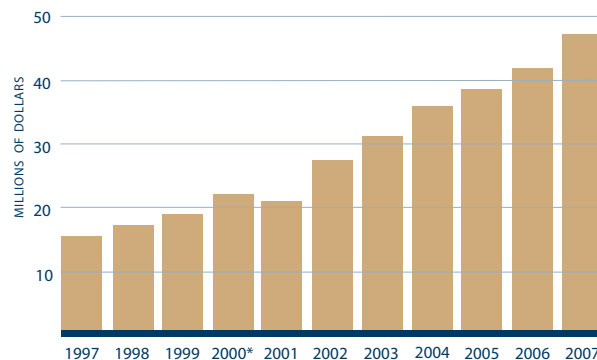
510.869.1550, finaid@samuelmerritt.edu

ANNUAL BUDGET AND ENDOWMENTS

Operating Budget 2007: \$32,970,000

Total Endowments 2007: \$28,877,000

Specific Purpose and Endowments 1997–2007*

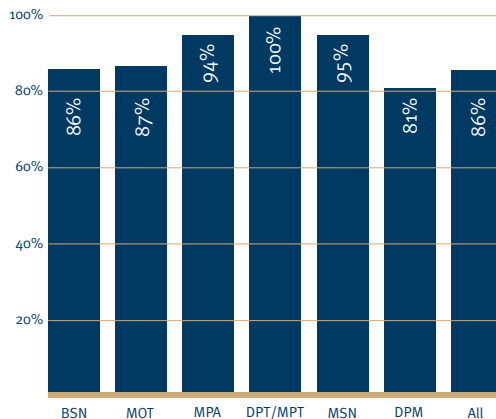


*In 2000 Samuel Merritt College fiscal year end changed from June 30 to December 31.

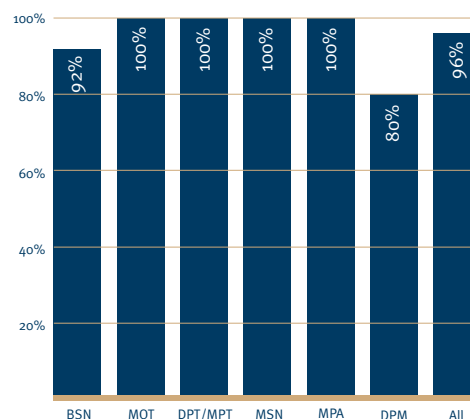
ALUMNI AND EMPLOYER SURVEY RESULTS 2006-2007

(Source: Survey of Graduates of 2000–2001, 2002–2003, 2004–2005 and their Employers)

Alumni reporting that their expectations have been met at SMC



Employers rating SMC Graduates “Above Entry Level” in Clinical Skills



Contact Information

www.samuelmerritt.edu

1.800.607.6377

ADMISSION 510.869.6576

admission@samuelmerritt.edu

COLLEGE IDENTIFICATION NUMBERS

SAT, FAF AND TOEFL #4750

GRE #3358

ACT #0412

FAFSA #007012

PRESIDENT Sharon Diaz, PhD (hc)

ACADEMIC VICE PRESIDENT & PROVOST Scot Foster, CRNA, PhD, FAAN

VICE PRESIDENT FOR FINANCE AND ADMINISTRATION Greg Gingras, MSB, CMA

VICE PRESIDENT, ENROLLMENT AND STUDENT SERVICES John Garten-Shuman, MA

GOVERNING BOARD 10 member Board of Regents