

2008–2009 FACT SHEET

MISSION

Samuel Merritt University educates students to become highly skilled and compassionate healthcare professionals who positively transform the experience of care in diverse communities.

VISION

Samuel Merritt University will become nationally recognized as a premier, multi-specialty health sciences institution. Expert faculty and staff will shape an inclusive learning environment where all students experience best teaching practices and state-of-the-art learning approaches. The University will select and support students who will flourish in its rigorous academic programs, learn to practice expertly, and pass licensure or certification examinations on first attempt.

VALUES

A **learning** environment where we challenge ourselves and our students to think critically, seek mastery and act compassionately

A **collegial** environment where we are fair, respectful and behave with integrity

A **collaborative** environment where we partner with one another and with others in the community

A **results-oriented** environment where we provide and expect exceptional performance and service

PROGRAMS AND YEAR OF INCEPTION

- Intercollegiate Bachelor of Science in Nursing with St. Mary's College of California, 1981, phased out in 2009 (**BSN**)
- Master of Science in Nursing-Post Professional Family Nurse Practitioner, 1993 (**MSN-FNP**)
- Master of Science in Nursing-Post Professional Case Management, 1997 (**MSN-Case Mgmt**)
- Master of Science in Nurse Anesthesia, 1994 (**MSN-CRNA**)
- Master of Occupational Therapy, 1994 (**MOT**)
- Entry Level Master of Science in Nursing-Case Management, 1996 (**MSN-EL Case Mgmt**)
- Entry Level Master of Science in Nursing-Family Nurse Practitioner, 1999 (**MSN-EL FNP**)
- Master Physician Assistant, 1999 (**MPA**)
- Master of Science in Nursing-Online Degree Completion for Advanced Practice Nurses, 2001 (**MSN-Online**)
- Doctor of Physical Therapy, 2002 (**DPT**)
- Doctor of Podiatric Medicine, 2002 (**DPM**)
- Bachelor of Science in Nursing-2+2 partnership with Holy Names University, Mills College and St. Mary's College of California, 2004 (**BSN**)
- Accelerated Bachelor of Science in Nursing, 2005 (**ABSBN**)
- Doctor of Pharmacy, 2010 (**PHARM D**)

HISTORY

Founded in 1909, Samuel Merritt University became a degree granting institution in 1981. Today, Samuel Merritt University is a health sciences university offering a bachelors degree in nursing and graduate degrees in nursing (case management, anesthesia, family nurse practitioner), occupational therapy, physical therapy, physician assistant, and podiatric medicine. Admission is selective. The University's facilities include a classroom complex, residence hall, student recreation areas, comprehensive health sciences library, computer learning laboratories, and specialized laboratories for gross anatomy, human performance, physical therapy, living skills, human occupation, splinting/orthotics, nursing skills and human simulation. Students are offered a variety of clinical experiences in over 1000 health care facilities. The University is an affiliate of Sutter Health.

ACCREDITATION

Samuel Merritt University and its programs are accredited by the:

- Senior Commission of the Western Association of Schools and Colleges (WASC)
- Commission on Collegiate Nursing Education
- Council on Accreditation of Nurse Anesthesia Educational Programs
- Commission on Accreditation in Physical Therapy Education
- Accreditation Council for Occupational Therapy Education
- Accreditation Review Commission on Education for the Physician Assistant
- Council on Podiatric Medical Education

LICENSURE PASS RATES FIRST TIME TEST TAKERS–2008

| | SAMUEL MERRITT UNIVERSITY | NATIONAL |
|-------------------------|---------------------------|----------|
| BSN (NCLEX) | 86% | 88% |
| ABSBN (NCLEX) | 90% | 88% |
| MSN-Entry Level (NCLEX) | 95% | 88% |
| MSN-CRNA (CCNA) | 84% | 88% |
| MSN-FNP (ANCC) | 100% | 93% |
| MOT (NBCOT) | 86% | 85% |
| MPA (PANCE) | 100% | 94% |
| DPT (NPTE) | 91% | 86% |
| DPM (NBPMPE-PART III) | 90% | 87% |

HEADCOUNT ENROLLMENT AND FTE BY TERM

Fall 2008

1311 Total (1177.42 FTE)
506 undergraduate students (464.75 FTE)
805 graduate students (712.67 FTE)

Spring 2009

1309 Total (1164.78 FTE)
591 undergraduate students (541.00 FTE)
718 graduate students (623.78 FTE)

HEADCOUNT ENROLLMENT BY PROGRAM FALL 2008

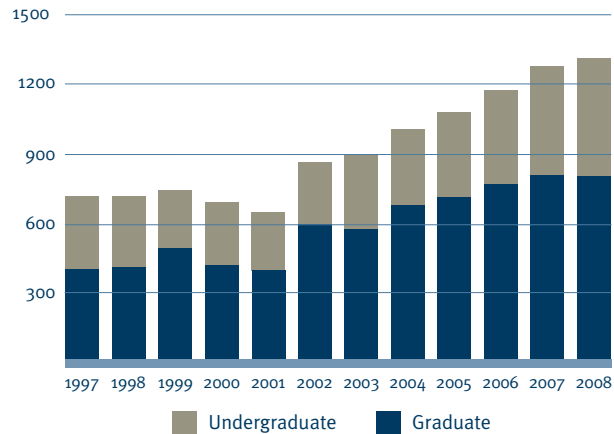
| | |
|--|-------------|
| Accelerated Bachelor of Science in Nursing | 216 |
| Bachelor of Science in Nursing | 225 |
| Undergraduate Non Degree Seeking | 65 |
| Entry Level Master of Science in Nursing- Case Management | 106 |
| Entry Level Master of Science in Nursing- Family Nurse Practitioner | 139 |
| Master of Science in Nurse Anesthesia | 75 |
| Master of Science in Nursing- Post Professional Case Management | 3 |
| Master of Science in Nursing- Post Professional Family Nurse Practitioner | 17 |
| Master of Science in Nursing-Online | 17 |
| Master of Occupational Therapy | 97 |
| Master Physician Assistant | 107 |
| Doctor of Physical Therapy | 95 |
| Doctor of Podiatric Medicine | 146 |
| Graduate Non Degree Seeking | 3 |
| TOTAL | 1311 |

ENTERING STUDENTS' GPA AND ENTRANCE EXAMINATION SCORES FALL 2008 (MEDIAN SCORES)

| | GPA | GRE* | MCAT |
|-----------------|------|------|------|
| ABSN/BSN | 3.46 | | |
| MSN-Entry Level | 3.41 | | |
| MSN-CRNA | 3.42 | 1090 | |
| MOT | 3.27 | 1040 | |
| MPA | 3.38 | | |
| DPT | 3.31 | 1185 | |
| DPM | 3.25 | | 21 |

*Composite of Quantitative and Verbal

Headcount Enrollment Fall 1997–2008



ENROLLED STUDENTS' DEMOGRAPHICS FALL 2008

| | UNDER-GRADUATE | GRADUATE | TOTAL |
|-------------------------|----------------|----------|-------|
| Female | 89% | 68% | 76% |
| Male | 11% | 32% | 24% |
| American Indian/Alaskan | 1% | 0% | 0% |
| Asian/Pacific Islander | 24% | 25% | 25% |
| Black | 5% | 4% | 5% |
| Hispanic | 8% | 6% | 6% |
| White | 40% | 48% | 45% |
| Other/Unknown | 23% | 17% | 19% |
| 18–21 years | 14% | 0% | 5% |
| 22–24 years | 27% | 18% | 22% |
| 25–29 years | 27% | 46% | 39% |
| 30–34 years | 13% | 17% | 16% |
| 35+ years | 20% | 18% | 18% |

STUDENT CLIMATE SURVEY RESULTS SPRING 2009

| SATISFACTION WITH: | |
|---|------|
| Quality of clinical experience | 3.97 |
| Accessibility of faculty | 3.97 |
| Quality of library services | 4.01 |
| (SCALE: 1=VERY DISSATISFIED, 5=VERY SATISFIED) | |
| AGREE WITH: | |
| SMU is helping me achieve my educational goals | 4.15 |
| SMU is supportive of all genders | 4.10 |
| SMU is supportive of ethnic diversity | 4.11 |
| (SCALE: 1=STRONGLY DISAGREE, 5=STRONGLY AGREE) | |

FACULTY PROFILE FALL 2008

| | FULL TIME | PART TIME | PROFESSORS | ASSOCIATE PROFESSORS | ASSISTANT PROFESSORS | INSTRUCTORS | ADJUNCT FACULTY | TOTAL |
|---|-----------|------------|------------|----------------------|----------------------|-------------|-----------------|------------|
| Basic Sciences | 3 | 3 | 1 | 1 | 2 | 0 | 2 | 6 |
| California School of Podiatric Medicine | 13 | 6 | 8 | 1 | 4 | 0 | 6 | 19 |
| Occupational Therapy | 5 | 9 | 1 | 2 | 3 | 0 | 8 | 14 |
| Physical Therapy | 8 | 11 | 0 | 1 | 7 | 0 | 11 | 19 |
| Physician Assistant | 3 | 14 | 0 | 0 | 7 | 0 | 10 | 17 |
| School of Nursing | 60 | 92 | 7 | 9 | 49 | 2 | 85 | 152 |
| TOTAL | 92 | 135 | 17 | 14 | 72 | 2 | 122 | 227 |

ADDITIONAL FACULTY DATA FALL 2008

| | |
|-------------------------------|------------------------|
| Student-faculty ratio | 10 to 1 (based on FTE) |
| Faculty with Doctoral degrees | 54% of full-time |
| Faculty Gender | 71% female, 29% male |
| Faculty Ethnicity | 28% ethnic minority |

STAFF PROFILE FALL 2008

| | |
|-----------|-----------------------------|
| Status | 103 full-time, 13 part-time |
| Gender | 76% female, 24% male |
| Ethnicity | 41% ethnic minority |

DEGREES AWARDED (2007-2008)

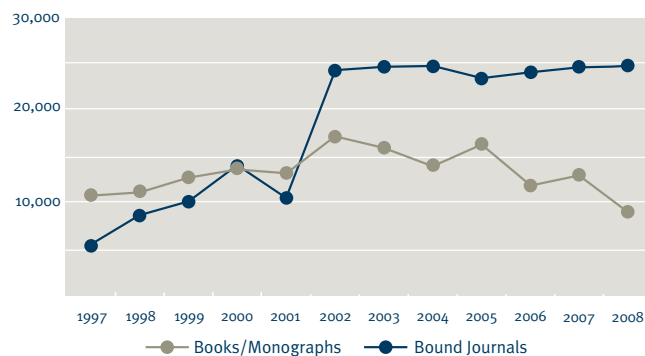
| | |
|---|------------|
| Bachelor of Science in Nursing <i>BSN</i> | 273 |
| Master of Science in Nursing (Case Management) <i>MSN</i> | 31 |
| Master of Science in Nursing (Family Nurse Practitioner) <i>MSN</i> | 38 |
| Master of Science in Nursing (Nurse Anesthesia) <i>MSN</i> | 22 |
| Master of Science in Nursing (Online) <i>MSN</i> | 12 |
| Master of Occupational Therapy <i>MOT</i> | 35 |
| Master Physician Assistant <i>MPA</i> | 26 |
| Doctor of Physical Therapy <i>DPT</i> | 29 |
| Doctor of Podiatric Medicine <i>DPM</i> | 36 |
| TOTAL DEGREES AND CERTIFICATES | 502 |

JOHN A. GRAZIANO MEMORIAL LIBRARY 2008

| | |
|-----------------------------|--------|
| Books/Monographs | 9,004 |
| Bound Journals | 24,445 |
| Audio/Video Materials | 1,725 |
| Online Subscribed Databases | 45 |
| Electronic Journals* | 4,462 |

* Electronic journals increased by 87% from 2004 to 2008

Books and Journals 1997-2008



Samuel Merritt University Main Campus

370 Hawthorne Avenue
Oakland, CA 94609
PHONE 800.607.6377
PHONE 510.869.6511
FAX 510.869.6525

Samuel Merritt University Sacramento Regional Learning Center

2710 N. Gateway Oaks Drive, Suite 360
Sacramento, CA 95833
PHONE 916.646.2770
FAX 916.646.2792
(*ABSN and MSN*)

Samuel Merritt University San Francisco Learning Center

555 San Jose Avenue
San Francisco, CA 94110
PHONE 415.869.3200
(*ABSN*)

Samuel Merritt University San Mateo Learning Center

1720 South Amphlett Boulevard,
Suite 300
San Mateo, CA 94402
(*ABSN*)

St. Mary's Medical Center

2250 Hayes Street, 3rd Floor
San Francisco, CA 94117
PHONE 415.379.7874
(*Podiatric Medicine*)

FINANCIAL AID

Application Process

FAFSA: Priority filing date is March 2. FAFSA accepted on a rolling basis. Notification of awards on a rolling basis beginning April 1.

Scholarships and Grants (2007–2008)

Federal (Pell, SEOG), State (Cal Grants A and B), college and private grants. Federal, state, college, and private scholarships. Merit and need-based scholarships. Aid to undergraduates ranged from \$500 to \$42,000 in 2007–2008. A total of \$3,899,800 in scholarships and grants was awarded to undergraduate students and \$982,282 was awarded to graduate students: 78 percent of undergraduates and 85 percent of graduate students received some form of financial aid.

Loans (2007–2008)

Stafford, NSL, PLUS, Perkins, HPSL, state, school, and private loans. Deferred payment plan. Loans for undergraduates ranged from \$1,000 to \$40,000 in 2007–2008, loans for graduate students ranged from \$1,000 to \$80,000: 79 percent of all undergraduates and 98 percent of graduate students received loans. A total of \$14.2 million in loans was awarded to undergraduates, \$29.5 million to graduate students.

Student Employment

During the 2007–2008 school year 13 percent of full-time students worked on campus through the College Work/Study Program. Students may expect to earn an average of \$3,000 in Work/Study during the school year. Off-campus part-time employment opportunities are rated “excellent.”

Please visit the university website at:
<http://www.samuelmerritt.edu> for current tuition, fees and application information

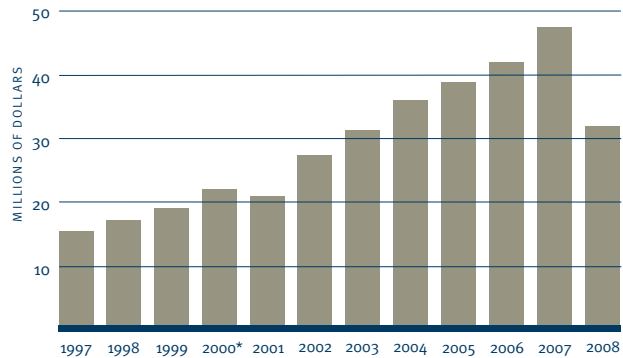
FINANCIAL AID
 510.869.1550, finaid@samuelmerritt.edu

ANNUAL BUDGET AND ENDOWMENTS

Operating Budget 2008: \$36,076,474

Total Endowments 2008: \$20,384,610

Specific Purpose and Endowments 1997–2008*

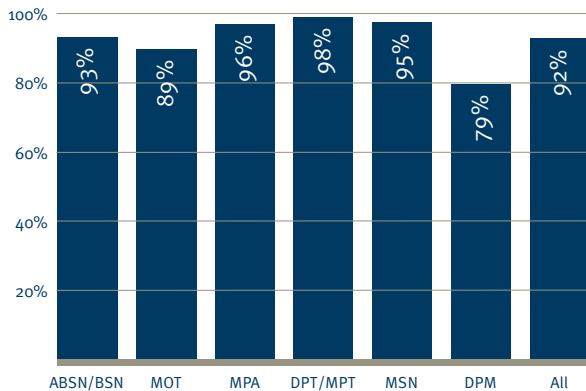


*In 2000 Samuel Merritt University fiscal year end changed from June 30 to December 31.

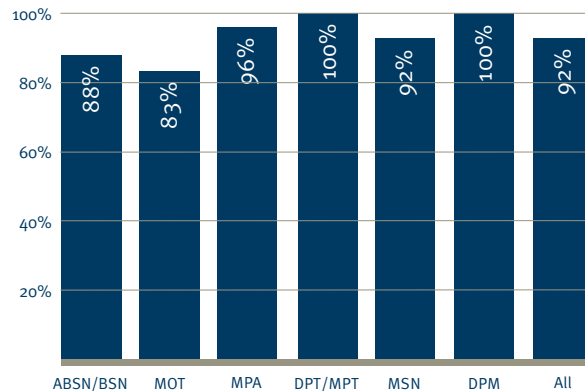
ALUMNI AND EMPLOYER SURVEY RESULTS 2007-2008

(Source: Survey of Graduates of 2000–2001, 2002–2003, 2004–2005 and 2006–2007 and their employers)

Alumni reporting that their expectations have been met at SMU



Employers rating SMU Graduates “Above Entry Level” in Clinical Skills



Contact Information

www.samuelmerritt.edu
 1.800.607.6377
 ADMISSION 510.869.6576
admission@samuelmerritt.edu

COLLEGE IDENTIFICATION NUMBERS
 SAT, FAF AND TOEFL #4750
 GRE #3358
 ACT #0412
 FAFSA #007012

PRESIDENT Sharon Diaz, PhD (hc)

ACADEMIC VICE PRESIDENT & PROVOST Scot Foster, CRNA, PhD, FAAN
 VICE PRESIDENT FOR FINANCE AND ADMINISTRATION Greg Gingras, MSB, CMA
 VICE PRESIDENT, ENROLLMENT AND STUDENT SERVICES John Garten-Shuman, MA
 GOVERNING BOARD 10 member Board of Regents