

2010–2011 FACT SHEET

MISSION

Samuel Merritt University educates students to become highly skilled and compassionate healthcare professionals who positively transform the experience of care in diverse communities.

VISION

Samuel Merritt University will become nationally recognized as a premier, multi-specialty health sciences institution. Expert faculty and staff will shape an inclusive learning environment where all students experience best teaching practices and state-of-the-art learning approaches. The University will select and support students who will flourish in its rigorous academic programs, learn to practice expertly, and pass licensure or certification examinations on first attempt.

VALUES

A **learning** environment where we challenge ourselves and our students to think critically, seek mastery, and act compassionately

A **collegial** environment where we are fair, respectful and behave with integrity

A **collaborative** environment where we partner with one another and with others in the community

A **results-oriented** environment where we provide and expect exceptional performance and service

PROGRAMS AND YEAR OF INCEPTION

- Master of Science in Nursing—Post Professional Family Nurse Practitioner, 1993 (**MSN-FNP**)
- Master of Science in Nursing—Post Professional Case Management, 1997 (**MSN-Case Mgmt**)
- Master of Science in Nurse Anesthesia, 1994 (**MSN-CRNA**)
- Master of Occupational Therapy, 1994 (**MOT**)
- Entry Level Master of Science in Nursing—Case Management, 1996 (**MSN-EL Case Mgmt**)
- Entry Level Master of Science in Nursing—Family Nurse Practitioner, 1999 (**MSN-EL FNP**)
- Master Physician Assistant, 1999 (**MPA**)
- Doctor of Physical Therapy, 2002 (**DPT**)
- Doctor of Podiatric Medicine, 2002 (**DPM**)
- Bachelor of Science in Nursing—2+2 partnership with Holy Names University, Mills College, and St. Mary's College of California, 2004 (**BSN**)
- Accelerated Bachelor of Science in Nursing, 2005 (**ABSBN**)
- Doctor of Nursing Practice, 2010 (**DNP**)

HISTORY

Founded in 1909, Samuel Merritt University became a degree granting institution in 1981. Today, Samuel Merritt University is a health sciences university offering a bachelors degree in nursing and graduate degrees in nursing (case management,

anesthesia, family nurse practitioner), occupational therapy, physical therapy, physician assistant, and podiatric medicine. Admission is selective. The University's facilities include a classroom complex, student recreation areas, comprehensive health sciences library, computer learning laboratories, and specialized laboratories for gross anatomy, human performance, physical therapy, living skills, human occupation, splinting/orthotics, nursing skills, and human simulation. Students are offered a variety of clinical experiences in over 1100 healthcare facilities. The University is an affiliate of Sutter Health.

ACCREDITATION

Samuel Merritt University and its programs are accredited by the:

- Senior Commission of the Western Association of Schools and Colleges (WASC)
- Commission on Collegiate Nursing Education
- Council on Accreditation of Nurse Anesthesia Educational Programs
- Commission on Accreditation in Physical Therapy Education
- Accreditation Council for Occupational Therapy Education
- Accreditation Review Commission on Education for the Physician Assistant
- Council on Podiatric Medical Education

LICENSURE PASS RATES FIRST TIME TEST TAKERS 2010

	SAMUEL MERRITT UNIVERSITY	NATIONAL
ABSBN/BSN (NCLEX)	85%	89%
MSN-Entry Level (NCLEX)	94%	89%
MSN-CRNA (CCNA)	95%	89%
MPA (PANCE)	100%	94%
DPT (NPTE)	96%	89%
DPM (NBPME-PART III)	94%	89%
MOT (NBCOT)	79%	82%

5-YEAR AVERAGE GRADUATION RATES BY PROGRAM 2004-2005 THROUGH 2008-2009 COHORTS

	GRADUATION RATE
ABSBN/BSN	95%
MSN	80%
MOT	93%
MPA	93%
DPT	93%
DPM	86%
TOTAL	91%

HEADCOUNT ENROLLMENT AND FTE BY TERM

Fall 2010

1422 Total (1290.53 FTE)
585 undergraduate students (538.58 FTE)
837 graduate students (751.94 FTE)

Spring 2011

1347 Total (1228.28 FTE)
584 undergraduate students (546.83 FTE)
763 graduate students (681.44 FTE)

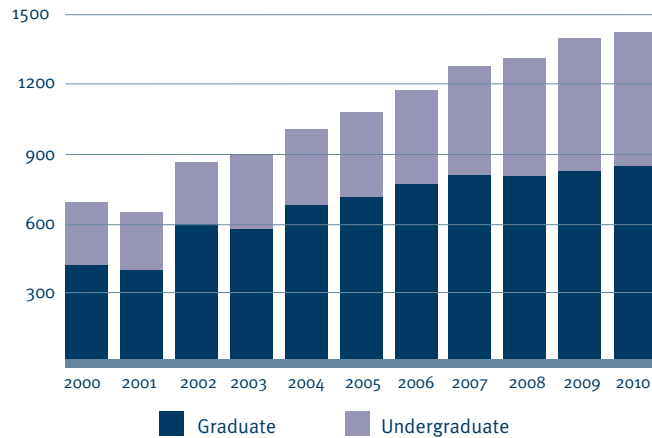
HEADCOUNT ENROLLMENT BY PROGRAM FALL 2010

Accelerated Bachelor of Science in Nursing	268
Bachelor of Science in Nursing	250
Undergraduate Non Degree Seeking	67
Entry Level Master of Science in Nursing – Case Management	110
Entry Level Master of Science in Nursing – Family Nurse Practitioner	150
Master of Science in Nurse Anesthesia	74
Master of Science in Nursing – Post Professional Case Management	1
Master of Science in Nursing – Post Professional Family Nurse Practitioner	21
Master of Occupational Therapy	108
Master Physician Assistant	110
Doctor of Physical Therapy	101
Doctor of Podiatric Medicine	161
Graduate Non Degree Seeking	1
TOTAL	1422

ENTERING STUDENTS' GPA SCORES FALL 2010 (MEDIAN SCORES)

	GPA
ABSN/BSN	3.51
MSN-Entry Level	3.66
MSN-CRNA	3.42
MOT	3.35
MPA	3.43
DPT	3.30
DPM	3.21

Headcount Enrollment Fall 2000–2010



ENROLLED STUDENTS' DEMOGRAPHICS FALL 2010

	UNDER-GRADUATE	GRADUATE	TOTAL
Female	84%	72%	77%
Male	16%	28%	23%
American Indian/Alaskan	1%	0%	0%
Asian/Pacific Islander	18%	26%	23%
Black	2%	3%	3%
Hispanic	7%	6%	6%
White	38%	42%	40%
Other/Unknown	34%	23%	27%
18–21 years	13%	0%	5%
22–24 years	24%	17%	20%
25–29 years	28%	53%	43%
30–34 years	14%	16%	15%
35+ years	21%	14%	17%

COURSE AND FACULTY EVALUATION RESULTS BY PROGRAM FALL 2010 (MEDIAN SCORES)

	COURSE	FACULTY
School of Nursing	4.1	4.5
Master of Occupational Therapy	4.0	4.1
Master Physician Assistant	4.2	4.7
Doctor of Podiatric Medicine	4.3	4.3
Doctor of Physical Therapy	3.8	4.3
All Programs	4.1	4.4

SCALE: 0=VERY POOR, 1=POOR, 2=FAIR, 3=GOOD, 4=VERY GOOD, 5=EXCELLENT

FACULTY PROFILE FALL 2010

	FULL TIME	PART TIME	PROFESSORS	ASSOCIATE PROFESSORS	ASSISTANT PROFESSORS	INSTRUCTORS	ADJUNCT FACULTY	TOTAL
Basic Sciences	5	2	1	2	2	0	2	7
California School of Podiatric Medicine	16	8	8	2	7	0	7	24
Occupational Therapy	5	6	2	2	4	0	3	11
Physical Therapy	9	11	0	4	5	0	11	20
Physician Assistant	3	14	0	0	7	0	10	17
School of Nursing	72	100	6	9	54	10	93	172
TOTAL	110	141	17	19	79	10	126	251

ADDITIONAL FACULTY DATA FALL 2010

Student-faculty ratio	9.22 to 1 (based on FTE)
Faculty with Doctoral degree	55% of full-time
Faculty Gender	75% female, 25% male
Faculty Ethnicity	25% ethnic minority

STAFF PROFILE FALL 2010

Status	86% full-time, 14% part-time
Gender	75% female, 25% male
Ethnicity	49% ethnic minority

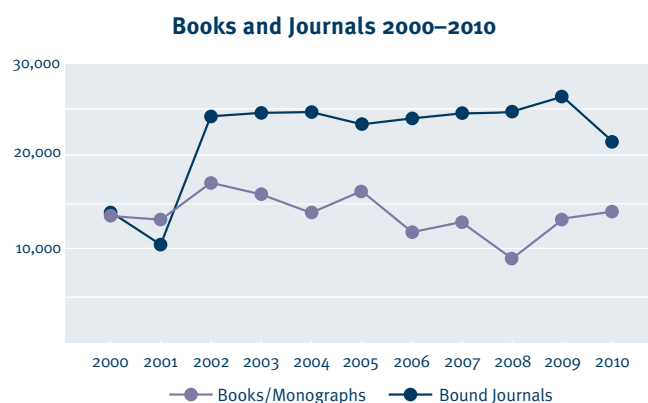
DEGREES AWARDED (2009–2010)

Bachelor of Science in Nursing <i>BSN</i>	390
Master of Science in Nursing (Case Management) <i>MSN</i>	33
Master of Science in Nursing (Family Nurse Practitioner) <i>MSN</i>	40
Master of Science in Nursing (Nurse Anesthesia) <i>MSN</i>	25
Master of Science in Nursing (Online) <i>MSN</i>	2
Master of Occupational Therapy <i>MOT</i>	33
Master Physician Assistant <i>MPA</i>	32
Doctor of Physical Therapy <i>DPT</i>	27
Doctor of Podiatric Medicine <i>DPM</i>	35
TOTAL DEGREES	617

JOHN A. GRAZIANO MEMORIAL LIBRARY 2010

Books/Monographs	14,213
Bound Journals	22,245
Audio/Video Materials	1,916
Online Subscribed Databases	24
Electronic Journals*	8,369

*Electronic journals increased by 351% from 2004 to 2010



**Samuel Merritt University
Main Campus**
3100 Telegraph Avenue
Oakland, CA 94609
PHONE 800.607.6377
PHONE 510.869.6511
FAX 510.869.6525

**Samuel Merritt University
Sacramento Regional Learning Center**
2710 N. Gateway Oaks Drive, Suite 360
Sacramento, CA 95833
PHONE 916.646.2770
FAX 916.646.2792
(*ABSN and MSN*)

**Samuel Merritt University
San Francisco Learning Center**
555 San Jose Avenue
San Francisco, CA 94110
PHONE 415.869.3200
(*ABSN*)

**Samuel Merritt University
San Mateo Learning Center**
1720 South Amphlett Boulevard,
Suite 300
San Mateo, CA 94402
PHONE 650.292.5565
(*ABSN*)

St. Mary's Medical Center
2250 Hayes Street, 4th Floor
San Francisco, CA 94117
PHONE 415.379.7874
(*Podiatric Medicine*)

FINANCIAL AID

Application Process

FAFSA: Priority filing date is March 2. FAFSA accepted on a rolling basis. Notification of awards on a rolling basis beginning April 1.

Scholarships and Grants (2009–2010)

Federal (Pell, SEOG), State (Cal Grants A and B), college and private grants. Federal, state, college, and private scholarships. Merit and need-based scholarships. Aid to undergraduates ranged from \$500 to \$49,000 in 2009–2010. A total of \$4,008,733 in scholarships and grants was awarded to undergraduate students and \$996,257 was awarded to graduate students: 81 percent of undergraduates and 89 percent of graduate students received some form of financial aid.

Loans (2009–2010)

Stafford, NSL, PLUS, Perkins, HPSL, state, school, and private loans. Deferred payment plan. Loans for undergraduates ranged from \$1,000 to \$50,000 in 2009–2010, loans for graduate students ranged from \$1,000 to \$85,000: 81 percent of all undergraduates and 98 percent of graduate students received loans. A total of \$20.4 million in loans was awarded to undergraduates, \$33.6 million to graduate students.

Student Employment

During the 2009–2010 school year 7.7 percent of full-time students worked on campus through the College Work/Study Program. Students may expect to earn an average of \$3,401 in Work/Study during the school year. Off-campus part-time employment opportunities are rated “excellent.”

Please visit the university website at:
www.samuelmerritt.edu for current tuition,
 fees, and application information

FINANCIAL AID

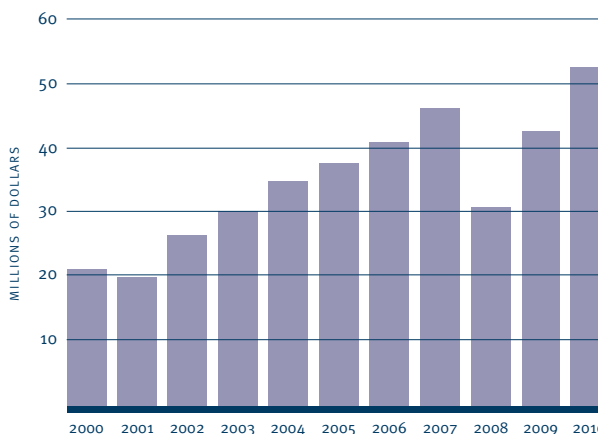
510.869.1590, finaid@samuelmerritt.edu

ANNUAL BUDGET AND ENDOWMENTS

Operating Budget 2010: \$45,199,842

Total Endowments 2010: \$40,168,105

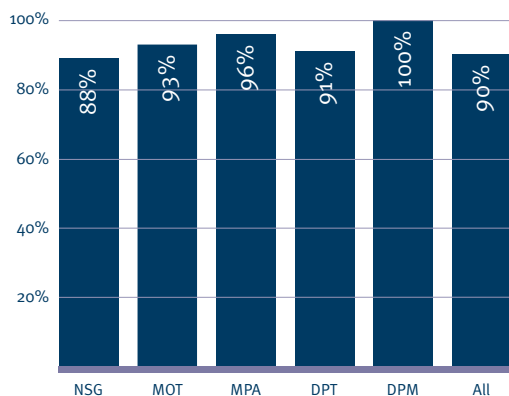
Specific Purpose and Endowments 2000–2010



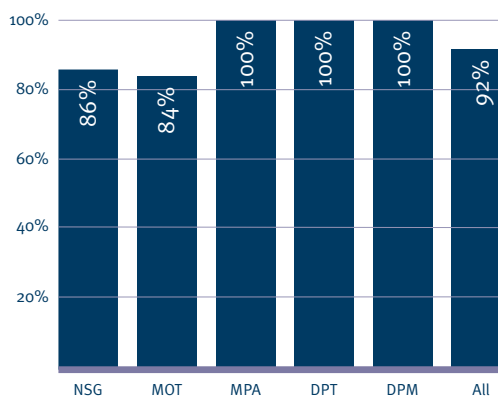
ALUMNI AND EMPLOYER SURVEY RESULTS 2009-2010

(Source: Survey of graduates of 2004–2005, 2006–2007, and 2008–2009 and their employers)

Percent of *Alumni* self-rating “Above Entry Level” in Overall Clinical Skills



Percent of *Employers* rating SMU Graduates “Above Entry Level” in Overall Clinical Skills



Contact Information

www.samuelmerritt.edu

1.800.607.6377

ADMISSION 510.869.6576

admission@samuelmerritt.edu

COLLEGE IDENTIFICATION NUMBERS

SAT, FAF AND TOEFL #4750

GRE #3358

ACT #0412

FAFSA #007012

PRESIDENT Sharon Diaz, PhD (hc)

ACADEMIC VICE PRESIDENT & PROVOST Scot Foster, CRNA, PhD, FAAN

VICE PRESIDENT FOR FINANCE AND ADMINISTRATION Greg Gingras, MSB, CMA

VICE PRESIDENT, ENROLLMENT AND STUDENT SERVICES John Garten-Shuman, MA

GOVERNING BOARD 10 member Board of Regents