

2015-2016 FACT SHEET

CURRENT PROGRAMS & YEARS OF INCEPTION

1993

MASTER OF SCIENCE IN NURSING—Post Professional Family Nurse Practitioner

1994

MASTER OF SCIENCE IN NURSING—Nurse Anesthesia

MASTER OF OCCUPATIONAL THERAPY

1996

ENTRY LEVEL MASTER OF SCIENCE IN NURSING—Case Management

1997

MASTER OF SCIENCE IN NURSING—Post Professional Case Management

1999

MASTER PHYSICIAN ASSISTANT

ENTRY LEVEL MASTER OF SCIENCE IN NURSING—Family Nurse Practitioner

2002

DOCTOR OF PHYSICAL THERAPY

DOCTOR OF PODIATRIC MEDICINE (California School of Podiatric Medicine)

2004

BACHELOR OF SCIENCE IN NURSING

2005

ACCELERATED BACHELOR OF SCIENCE IN NURSING

2011

DOCTOR OF NURSING PRACTICE

2015

MASTER OF SCIENCE IN NURSING—Family Nurse Practitioner Online

2016

MASTER OF SCIENCE IN NURSING—Case Management Online

RN TO BSN

DOCTOR OF OCCUPATIONAL THERAPY

HISTORY

Founded in 1909, Samuel Merritt University became a degree-granting institution in 1981. Today, Samuel Merritt University is a health sciences university offering a bachelor's degree in nursing and graduate degrees in nursing (case management, anesthesia, family nurse practitioner, nursing practice), occupational therapy, physical therapy, physician assistant, and podiatric medicine. Admission is selective. The University's facilities include a classroom complex, student recreation areas, a comprehensive health sciences library, computer learning laboratories, and specialized laboratories for gross anatomy, human performance, physical therapy, living skills, human occupation, splinting/orthotics, nursing skills, and human simulation. Students are offered a variety of clinical experiences in more than 1000 health care facilities. The University is an affiliate of Sutter Health.

ACCREDITATION

Samuel Merritt University and its programs are accredited by the:

- // WASC Senior College and University Commission (WSCUC), reaccredited until 2021
- // Commission on Collegiate Nursing Education
- // Council on Accreditation of Nurse Anesthesia Educational Programs
- // Commission on Accreditation in Physical Therapy Education
- // Accreditation Council for Occupational Therapy Education
- // Accreditation Review Commission on Education for the Physician Assistant
- // Council on Podiatric Medical Education

ADDED VALUE FOR SMU STUDENTS

- // SMU has a nationally recognized, state-of-the-art human simulation laboratory and a Motion Analysis Research Center on the Oakland campus.
- // A primary strategic objective of SMU is making the campus more diverse and inclusive of all students, staff, and faculty.
- // Students are introduced to clinical experiences very early in their programs.
- // SMU's graduates have one of the highest rates of employment in Northern California within one year of graduation.
- // SMU is the largest source of new registered nurses in California and the largest provider of physical and occupational therapists, physician's assistants, and podiatric physicians in the greater East Bay.

FIRST-YEAR RETENTION RATES BY PROGRAM //2014-2015 COHORT

Accelerated Bachelor of Science in Nursing	98%
Bachelor of Science in Nursing	98%
Master of Science in Nursing	95%
Master of Occupational Therapy	97%
Master Physician Assistant	98%
Doctor of Nursing Practice	93%
Doctor of Podiatric Medicine	94%
Doctor of Physical Therapy	90%
All Programs	96%

LICENSURE PASS RATES FIRST-TIME TAKERS //2015

	SMU	NATIONAL
Accelerated Bachelor of Science in Nursing (NCLEX)	91%	88%
Bachelor of Science in Nursing (NCLEX)	83%	88%
Entry Level Master of Science in Nursing (NCLEX)	87%	88%
Master of Science in Nursing—Nurse Anesthesia (NBCRNA)	100%	85%
Master of Occupational Therapy (NBCOT)	100%	–
Master Physician Assistant (PANCE)	90%	96%
Doctor of Podiatric Medicine (APMLE-PART II)	90%	88%
Doctor of Physical Therapy (NPTE)	94%	91%

TOP 4 REASONS TO ATTEND SMU

Reputation of the program

84%

Location

73%

University philosophy

44%

Campus facilities

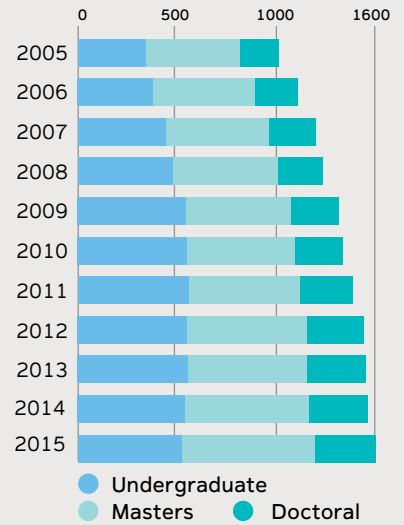
29%

Source: Entering Students Survey Fall 2015

HEADCOUNT ENROLLMENT BY PROGRAM // FALL 2015

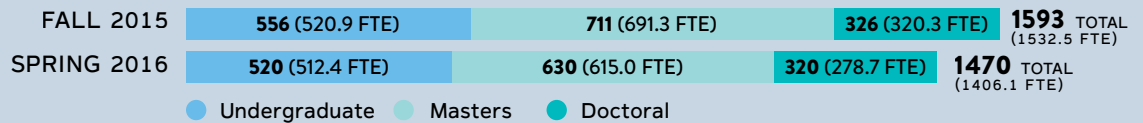
Accelerated Bachelor of Science in Nursing	257	Master of Science in Nursing—Post Professional Family Nurse Practitioner	49
Bachelor of Science in Nursing	249	Master of Science in Nursing— Family Nurse Practitioner Online	63
Undergraduate non-degree seeking	50	Master of Occupational Therapy	116
Entry Level Master of Science in Nursing— Case Management	109	Master Physician Assistant	130
Entry Level Master of Science in Nursing— Family Nurse Practitioner	167	Doctor of Nursing Practice	31
Master of Science in Nursing—Nurse Anesthesia	76	Doctor of Physical Therapy	108
Master of Science in Nursing—Post Professional Case Management	1	Doctor of Podiatric Medicine	187
TOTAL		TOTAL	1593

HEADCOUNT ENROLLMENT // FALL 2005–2015



STUDENTS

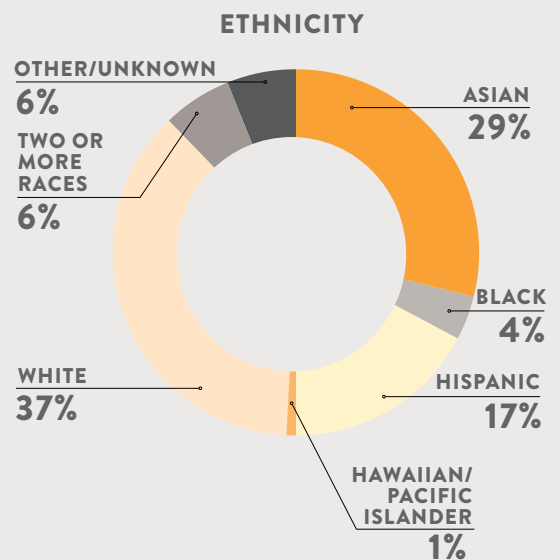
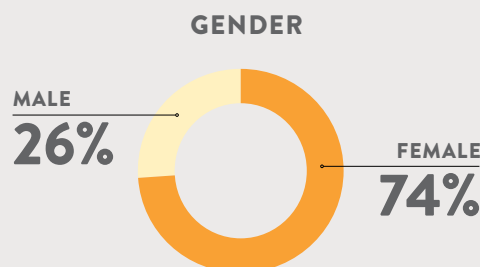
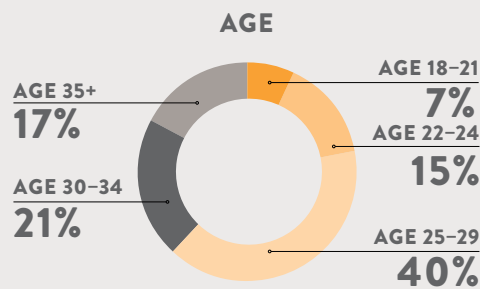
HEADCOUNT ENROLLMENT AND FTE BY TERM



ENTERING STUDENTS' GPA // FALL 2015 (MEDIAN SCORES)

Accelerated/Bachelor of Science in Nursing	3.62	Master of Occupational Therapy	3.72
Entry Level Master of Science in Nursing	3.52	Master Physician Assistant	3.39
Master of Science in Nursing— Family Nurse Practitioner	3.45	Doctor of Nursing Practice	3.54
Master of Science in Nursing—Nurse Anesthesia	3.64	Doctor of Physical Therapy	3.59
		Doctor of Podiatric Medicine	3.30

ENROLLED STUDENTS' DEMOGRAPHICS // FALL 2015



STUDENT SATISFACTION WITH ACADEMIC EXPERIENCE

Overall faculty instruction	3.96
Clinical experiences	4.11
SMU has a welcoming and inclusive climate	4.06
My program is preparing me to succeed in my profession	4.13

:: Scale: Likert scale 1 to 5 (Student satisfaction/agreement) Source: 2015 Student Climate Survey

THE AVERAGE GPA FOR SMU'S 2014-2015 GRADUATING CLASS ACROSS ALL PROGRAMS WAS **3.60**.

SMU'S AVERAGE GRADUATION RATE IS **95%**.



DEGREES AWARDED // 2014-2015

- 383** Bachelor of Science in Nursing (BSN)
- 45** Master of Science in Nursing—Case Management (MSN)
- 72** Master of Science in Nursing—Family Nurse Practitioner (MSN)
- 22** Master of Science in Nursing—Nurse Anesthesia (MSN)
- 35** Master of Occupational Therapy (MOT)
- 39** Master Physician Assistant (MPA)
- 36** Doctor of Physical Therapy (DPT)
- 41** Doctor of Podiatric Medicine (DPM)
- 5** Doctor of Nursing Practice (DNP)

678 TOTAL DEGREES AWARDED 2014-2015

STUDENT/FACULTY COLLABORATIVE WORK IN CLINICAL AND COMMUNITY SERVICE SETTINGS IN 2015-2016

An interprofessional team of students and faculty from SMU's **nursing, physician assistant, and occupational therapy programs traveled to rural Panama to deliver free health services**. During the three-day trip, the group saw nearly 700 patients and built three eco-stoves for the community. <http://bit.ly/SMU2015Panama>

SMU occupational therapy students and faculty offered a free pediatric clinic on the Oakland campus. The nine-week clinic was focused on helping children develop fine motor skills to improve performance in daily activities. <http://bit.ly/SMU2015OccTherapy>

SMU nursing faculty established a **free clinic in Oakland providing health services tailored to the transgender community**. SMU students volunteer at the clinic, which aims to provide culturally appropriate healthcare for transgender patients. <http://bit.ly/SMU2015TransHealth>

For the eighth consecutive year, an interdisciplinary team of students and faculty from **SMU's podiatry and nursing programs traveled to San Ysidro**, on the US-Mexico border, to deliver free health services to the underserved community. <http://bit.ly/SMU2016USMexico>

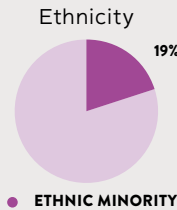
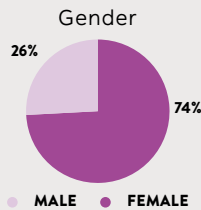
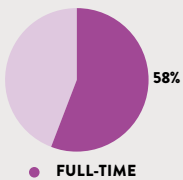
Students in SMU's podiatry program won a **national public health award for their volunteer work at Berkeley's Suitcase Clinic**. Both students and faculty volunteer at this free clinic, providing diabetic foot screenings and other foot exams. <http://bit.ly/SMU2015SuitcaseClinic>

SMU nursing students developed a **free four-week class aimed at addressing nutritional deficits and teaching healthy eating**. The class is offered to San Francisco's low-income, underserved residents, and culminates in a trip to a farmers' market. <http://bit.ly/SMU2015FarmersMarkets>

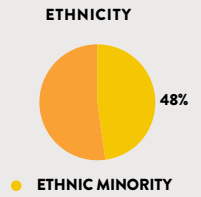
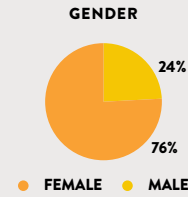
FACULTY PROFILE // FALL 2015

	FULL TIME	PART TIME	PROFESSOR	ASSOCIATE PROFESSOR	ASSISTANT PROFESSOR	INSTRUCTOR	ADJUNCT FACULTY
Basic Sciences	6	0	1	2	3	0	0
California School of Podiatric Medicine	18	7	5	2	10	1	7
Health Sciences Simulation Center	4	0	0	0	4	0	0
Motion Analysis Research Center	2	0	1	0	1	0	0
Occupational Therapy	9	11	3	3	2	1	11
Physical Therapy	11	22	2	5	4	0	22
Physician Assistant	8	9	0	0	8	0	9
School of Nursing	82	124	6	11	48	21	120
TOTAL	140	173	18	23	80	23	169

Full-time Faculty with Doctoral degree



STAFF PROFILE // FALL 2015



JOHN A. GRAZIANO MEMORIAL LIBRARY // 2015

Books/Monographs	12,128
Bound Journals	16,894
Electronic Journals	9,194
Audio/Video Materials	1,578
Online Subscribed Databases	23
Electronic Books	216

SMU'S FACULTY-TO-STUDENT CLINICAL RATIO ACROSS ALL PROGRAMS IS **1:8**

SAMUEL MERRITT UNIVERSITY HAS OVER **\$45 MILLION IN ENDOWMENT FUNDS** AVAILABLE FOR THE BENEFIT OF STUDENTS AND UNIVERSITY OPERATIONS.

FINANCIAL AID

APPLICATION PROCESS



PRIORITY FILING DATE FOR FAFSA: **MARCH 2**
FAFSA ACCEPTED ON A ROLLING BASIS



NOTIFICATION OF AWARDS ON A ROLLING BASIS BEGINNING **APRIL 1**

STUDENT EMPLOYMENT

8.5%

PERCENT FULL-TIME STUDENTS WHO WORKED ON CAMPUS THROUGH WORK/STUDY PROGRAM



AVERAGE AMOUNT EARNED BY STUDENTS THROUGH WORK/STUDY PROGRAM: **\$2,001**

SCHOLARSHIPS AND GRANTS (2014-2015)

Types of scholarships and grants include: Federal (Pell, SEOG), State (Cal Grants A and B), college, and private grants; Federal, state, college, and private scholarships; Merit and need-based scholarships.

SCHOLARSHIP AND GRANT AID TO UNDERGRADUATE STUDENTS RANGED FROM **\$500 TO \$43,000**

SCHOLARSHIP AND GRANT AID TO GRADUATE STUDENTS RANGED FROM **\$500 TO \$20,000**

TOTAL SCHOLARSHIP AND GRANT AID AWARDED TO UNDERGRADUATE STUDENTS: **\$4,117,721**

TOTAL SCHOLARSHIP AND GRANT AID AWARDED TO GRADUATE STUDENTS: **\$3,798,687**

PERCENT UNDERGRADUATE STUDENTS WHO RECEIVED SCHOLARSHIP AND/OR GRANT FUNDS: **77%**

PERCENT GRADUATE STUDENTS WHO RECEIVED SCHOLARSHIP AND/OR GRANT FUNDS: **82%**

LOANS (2014-2015)

Types of loans include: Stafford, NSL, PLUS, Perkins, HPSL, state, school, and private; deferred payment plans are available.

LOANS TO UNDERGRADUATE STUDENTS RANGED FROM **\$1,000 TO \$70,000**

LOANS TO GRADUATE STUDENTS RANGED FROM **\$1,000 TO \$97,000**

TOTAL LOAN FUNDS AWARDED TO UNDERGRADUATE STUDENTS: **\$18.6 MILLION**

TOTAL LOAN FUNDS AWARDED TO GRADUATE STUDENTS: **\$41.7 MILLION**

PERCENT UNDERGRADUATE STUDENTS WHO RECEIVED LOANS: **71%**

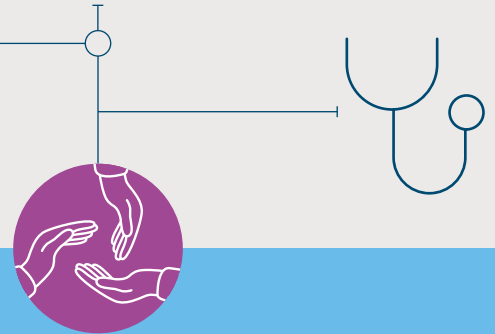
PERCENT GRADUATE STUDENTS WHO RECEIVED LOANS: **77%**



PERCENT OF SMU GRADUATES EMPLOYED IN CALIFORNIA



PERCENT OF SMU ALUMNI WHO REPORTED THAT THEIR EXPECTATIONS REGARDING THEIR CHOSEN PROGRAM AT SMU HAD BEEN MET OR EXCEEDED



SMU GRADUATE PARTICIPATION IN HEALTH-RELATED COMMUNITY SERVICE ACTIVITIES (SAMPLE)

Special Olympics

Homeless aid

Operation Access

Community health clinics

Health information educational events

Medical and first aid support at community events

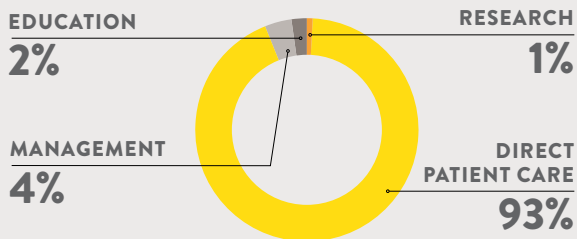
Diabetes, HIV, TB, scoliosis screenings

Muscular Dystrophy Association camp

Provide medical services to underserved communities in Panama, Guatemala, India

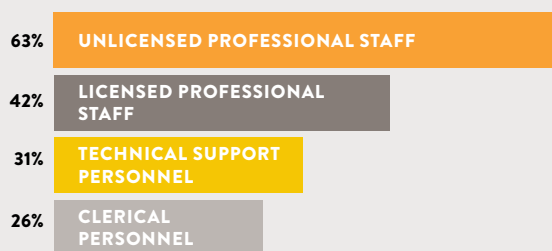
Public health events at local schools

RESPONSIBILITIES IN PRIMARY JOB

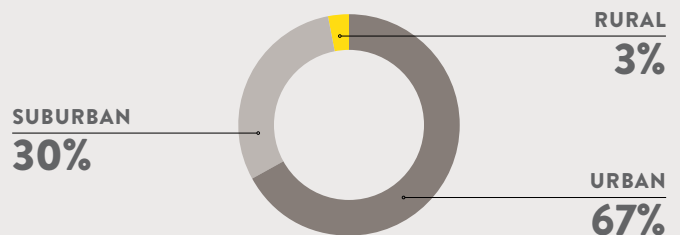


SUPERVISORY ROLE

(Types of Personnel Supervised by SMU Graduates)



LOCATION OF PRIMARY WORKSITE SERVED



22% OF SMU GRADUATES ARE EMPLOYED IN MUA/P* DESIGNATED WORKSITES

22% OF SMU GRADUATES ARE EMPLOYED IN HPSA DESIGNATED WORKSITES**

*MUA/P = Medically Underserved Areas/Populations

**HPSA = Health Professional Shortage Areas

MISSION

Samuel Merritt University educates students to become highly skilled and compassionate healthcare professionals who positively transform the experience of care in diverse communities.

VISION

Samuel Merritt University will become nationally recognized as a premier, multi-specialty health sciences institution. Expert faculty and staff will shape an inclusive learning environment where all students experience best teaching practices and state-of-the-art learning approaches. The University will select and support students who will flourish in the rigorous academic programs, learn to practice expertly, and pass licensure or certifications examinations on first attempt.

VALUES

At Samuel Merritt University, we value:

- // a learning environment where we challenge ourselves and our students to think critically, seek mastery, and act compassionately;
- // a collegial environment where we are fair, respectful, and behave with integrity;
- // a collaborative environment where we partner with one another and with others in the community;
- // an innovative environment where we take reasoned risks and move nimbly;
- // a results-oriented environment where we provide and expect exceptional performance and service.



**SAMUEL MERRITT UNIVERSITY
OFFICE OF ADMISSION**
3100 Telegraph Avenue
Suite 1000
Oakland, California 94609
T 800.607.6377, 510.869.1550
F 510.869.6525

**SAMUEL MERRITT UNIVERSITY
SAN FRANCISCO PENINSULA CAMPUS**
1720 South Amphlett Boulevard
Suite 300
San Mateo, California 94402
T 650.292.5565 F 650.292.5566
(ABSNS)

**SAMUEL MERRITT UNIVERSITY
SACRAMENTO CAMPUS**
2710 N. Gateway Oaks Drive
Suite 360
Sacramento, California 95833
T 916.646.2770 F 916.646.2760
(ABSNS, MSNS)

COLLEGE IDENTIFICATION NUMBERS
SAT, FAF AND TOEFL #4750
GRE #3358, #7593 (DPT ONLY)
ACT #0412
FAFSA #007012

PRESIDENT
Sharon Diaz, PhD (hc)

**ACADEMIC VICE PRESIDENT
& PROVOST**
Scot Foster, PhD

**VICE PRESIDENT FOR FINANCE
AND ADMINISTRATION AND CFO**
Gregory Gingras, MSB, CMA, CFM

**VICE PRESIDENT, ENROLLMENT AND
STUDENT SERVICES**
Terrence Nordstrom,
EdD, PT, FNAP, FAPTA

GOVERNING BOARD
Eleven-member Board of Regents