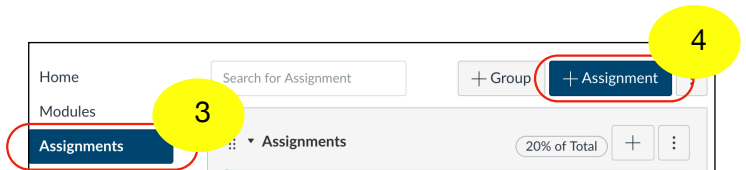
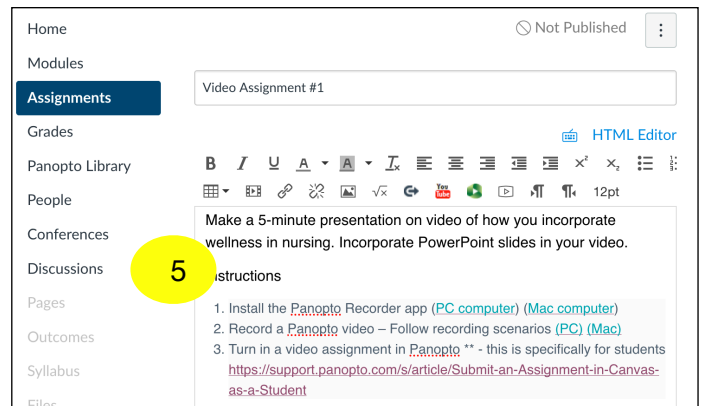


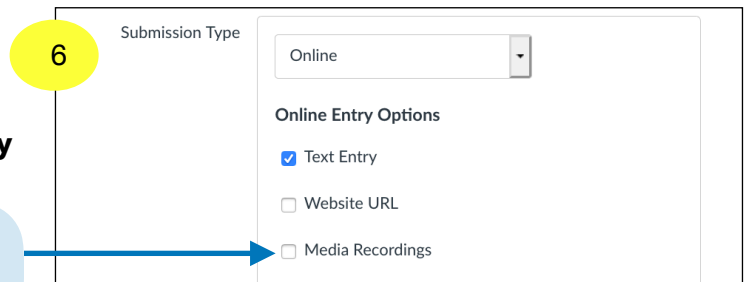
1. Log in to Canvas
2. Open Canvas Course
3. Click Assignments Tab
4. Create New Assignment (+ Assignment)



5. Add assignment instructions and resources for recording and submitting video

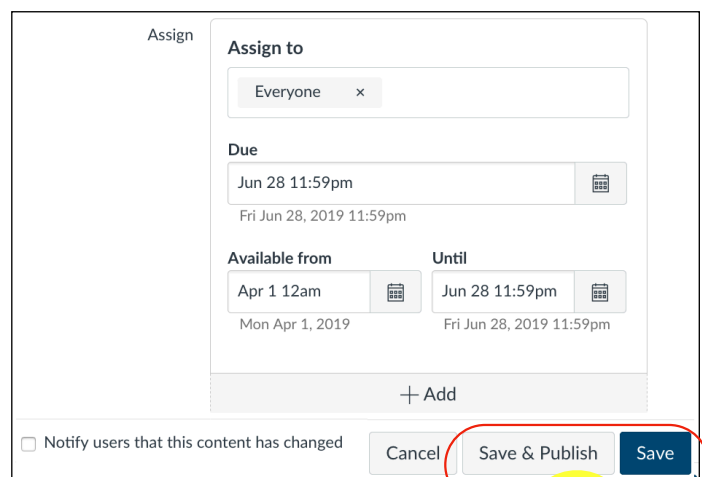


6. Fill in Assignment Details
 - a. Submission Type = **Online**
 - b. Online Entry Options = **Text Entry**



****If you select "Text Entry" and "Media Recordings" - students can opt to submit a "Canvas recording" or a "Panopto Video".**

- c. Assign to = **Everyone** (or a group)
- d. Select **Due Date, Available from** and **Until**.



7. Click **Save** or **Save and Publish**