

Samuel Merritt University Alumni Survey

2016-2017
Collection Year

Survey Details

Graduates of 2011-2012 and 2015-2016 were surveyed

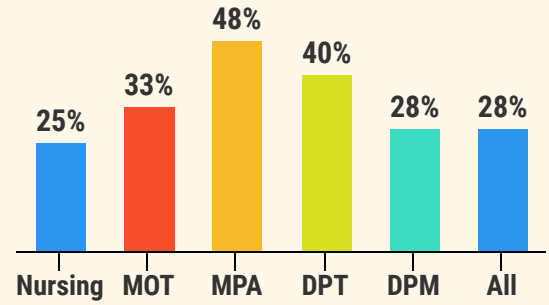


1240 graduates surveyed



28% responded

Response Rates



Employment Rates



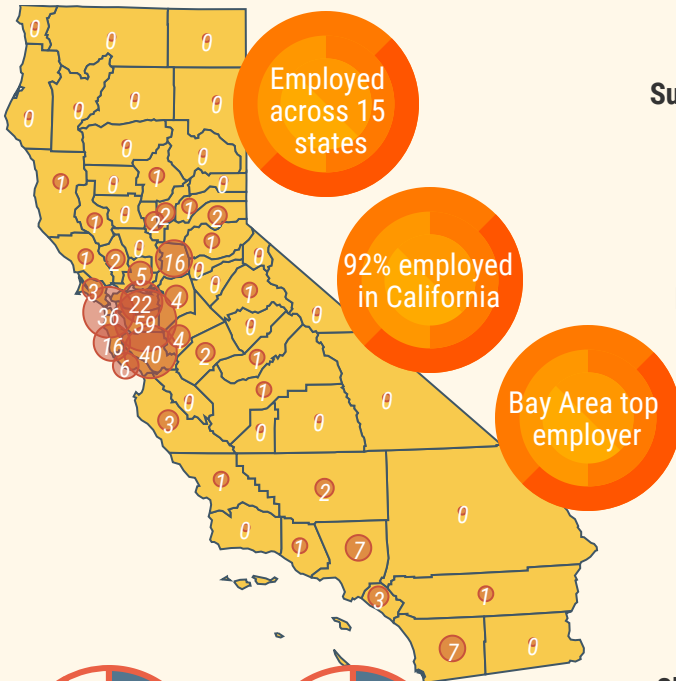
Overall employment rates are up

78% of graduates 2011-2012 were employed in their specialty within six months of graduation from SMU. (+6% since last collection year, five years out).

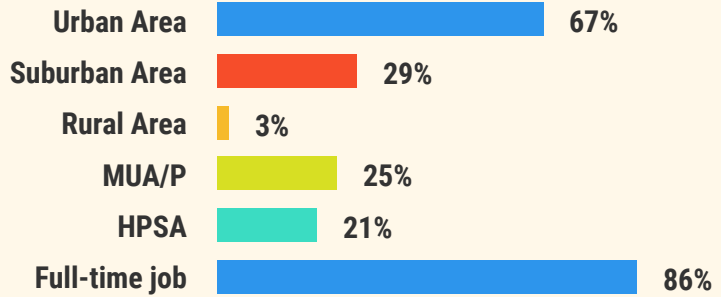
82% of 2015-2016 graduates were employed in their specialty within six months of graduation from SMU. (+9% since last collection year, one year out)

94% graduates are currently employed in their specialty. (+3% since last collection year)

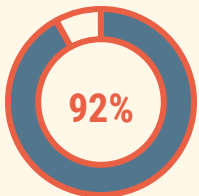
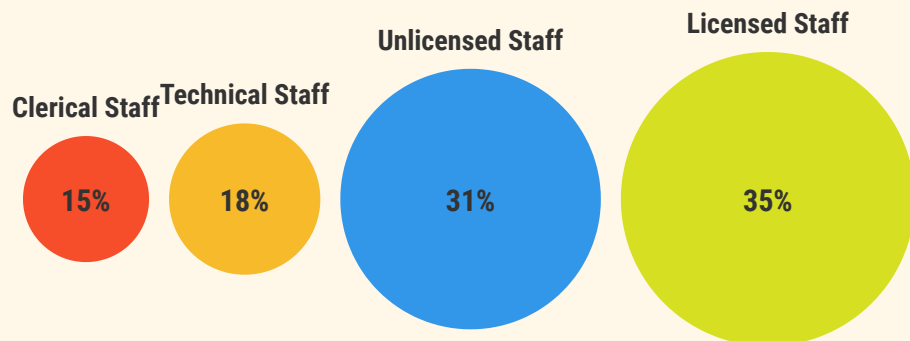
Employment Details



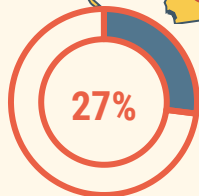
Employment Location



Management/Supervision Responsibilities



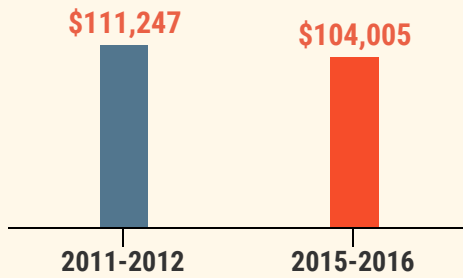
Employed in Direct Patient Care



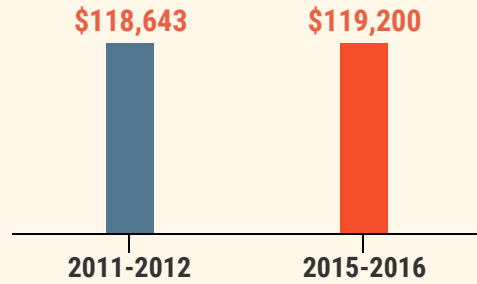
Clinical Preceptor in current job

Annual Full-time Salaries (Average)

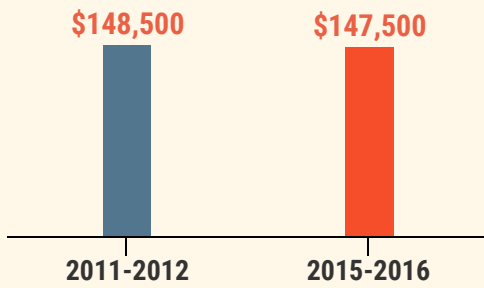
ABSN and BSN



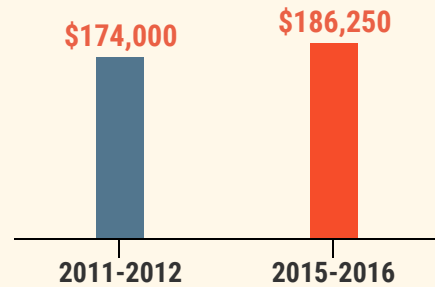
ELCM and ELFNP



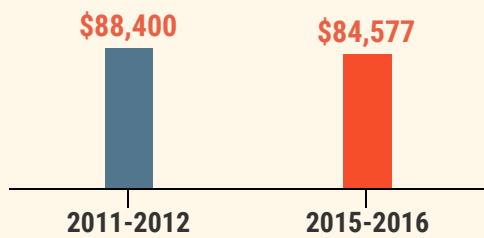
FNP, CM and DNP



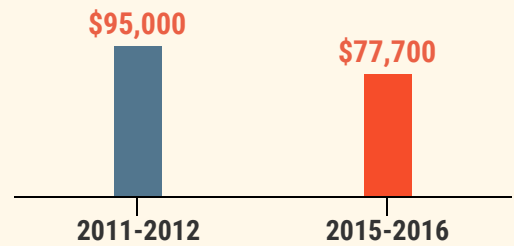
CRNA



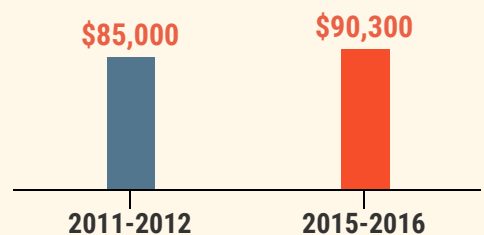
MPA



MOT



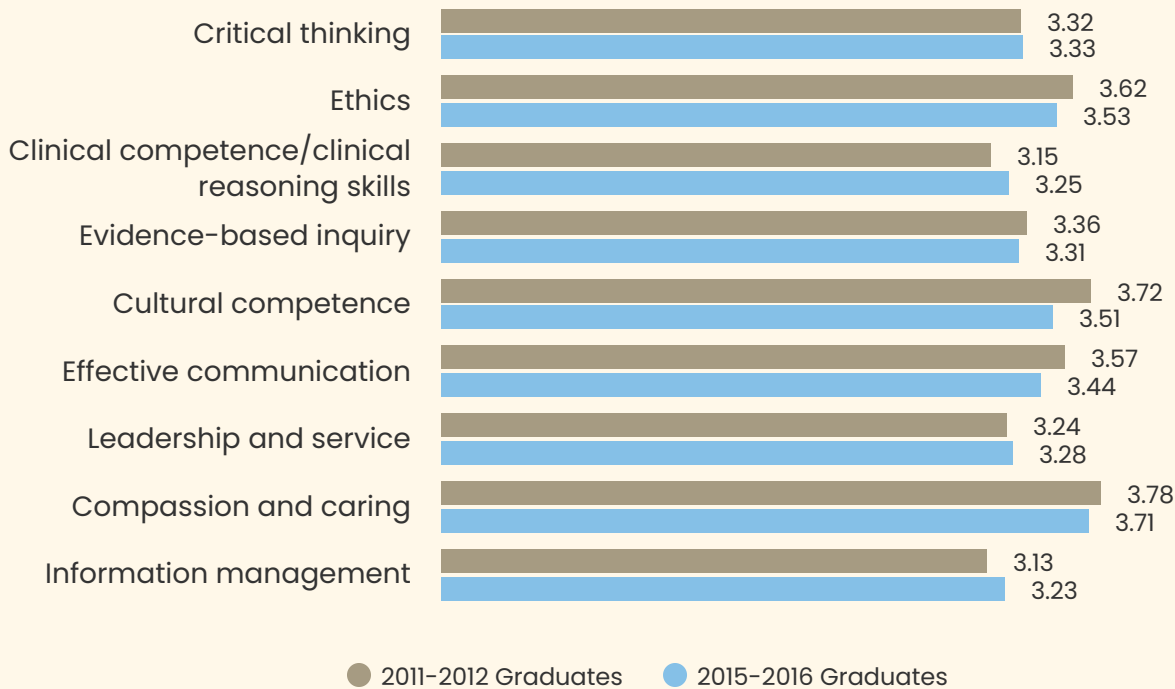
DPT



Note: there were many more respondents in each program from the 2015-2016 graduating year. This does not allow for normalization of the salary data to reflect increased salaries for the 2011-2012 graduates. In some programs, the 2015-2016 graduates would appear to have higher average salaries than the 2011-2012 graduates.

Competency Ratings (self assessment)

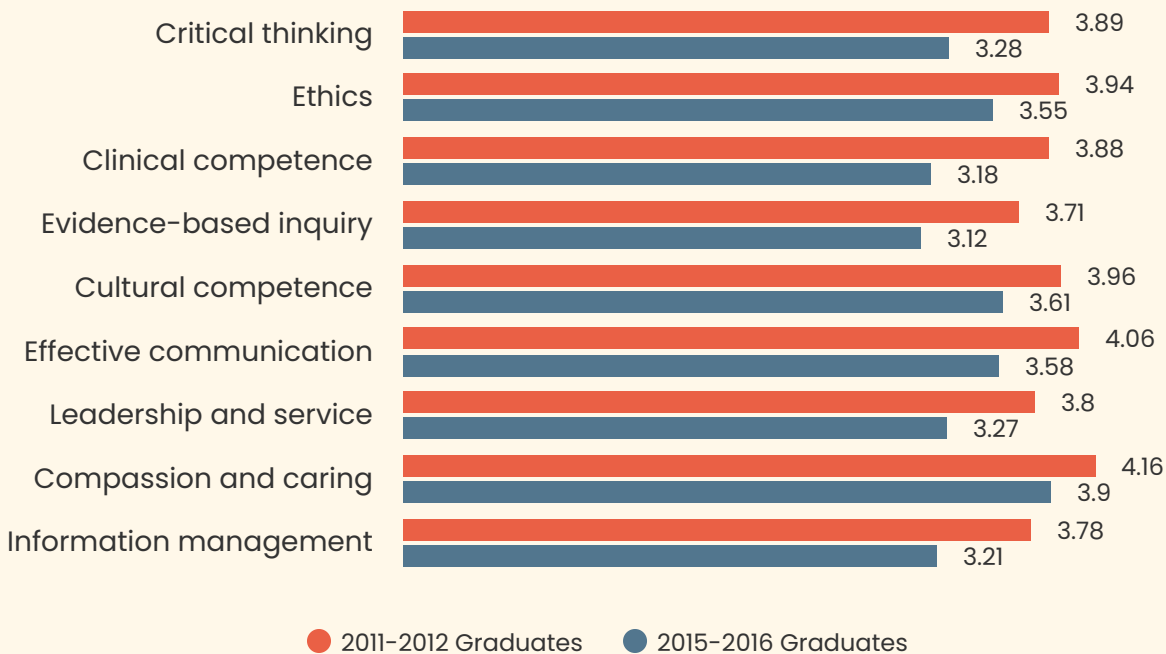
Level of Competence at Graduation



Graduates leave SMU with higher levels of competency in "Ethics", "Cultural competence" and "Compassion and caring" outcomes compared to other outcomes

Scale - 1: Below Entry Level 5: Master Clinician Level

Current Level of Competence




Competency levels increase the most in areas of "Clinical competence", "Critical Thinking" and "Evidence based Inquiry" after three years in the profession

Other Achievements



- Pursued advanced certifications/degrees (25%)
- Participated in health related community service (17%)
- Participated in research projects (14%)
- Published articles (2%)
- Received honors/awards/grants (6%)



Alumni Satisfaction



89% would recommend SMU to others



90% report expectations met/exceeded at SMU



62% satisfied/very satisfied with value of investment at SMU



59% find educational debt unreasonable

Would Recommend SMU because.....

- "Faculty excellence"
- "Superior clinical experience"
- "Small class size"
- "Quality of the program"
- "Accelerated options"
- "Reputation"
- "Simulation experience"

Would Not Recommend SMU because.....

- "High tuition cost"
- "Disorganized"
- "Large debt"

Alumni expectations from SMU....

- "Sim Lab use"
- "Alumni events -more"
- "Job search support"
- "Debt consolidation/relief help"
- "Full library access"