

Employer Survey Results 2018-2019 Collection Year

Employers of Graduates of 2013-2014 and 2017-2018 academic years



133 Employers
Surveyed

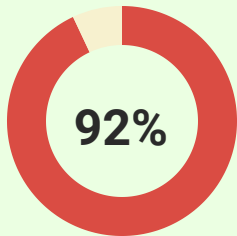


61 Employers
Responded

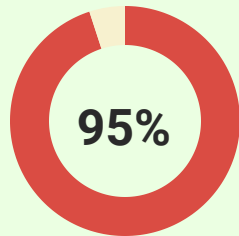


86% employers say that
SMU graduates are
"Often to Always"
preferred among other
candidates

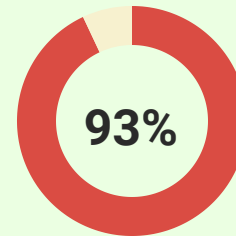
Rating of Other Competencies (% rating very good to excellent)



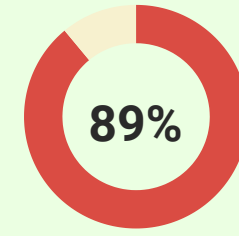
Flexibility and
Adaptability



Dependability and
Attendance




Functions as a Team
Member



In Comparison to
Other Employees

Ratings of Core Competencies



Scale - 1: Below Entry Level 5: Master Clinician Level