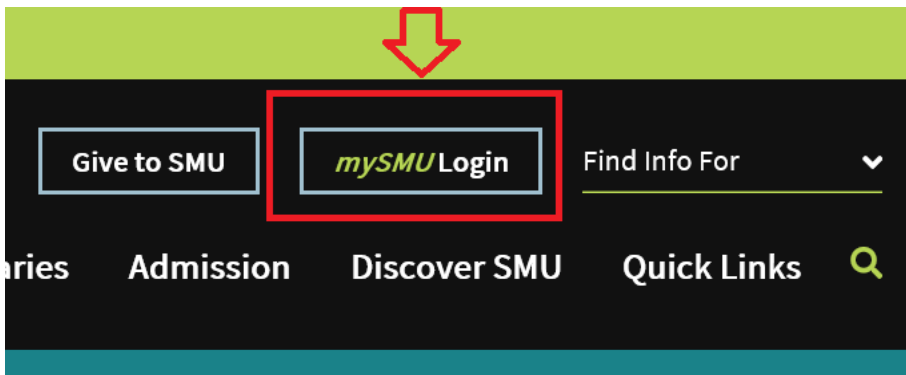
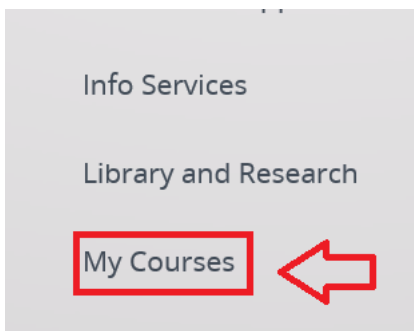


## ENROLLMENT/DEGREE VERIFICATION CERTIFICATE INSTRUCTIONS FOR STUDENTS


1. Go to the Samuel Merritt University website at [www.samuelmerritt.edu](http://www.samuelmerritt.edu)
2. Click on the “MySMULogin”:



3. Sign in using your SMU username/password
4. Choose “My Courses” from the left hand column:



5. Choose “NSC Enroll Verify”:



**\*Please note that it can take 2-3 weeks after the term begins for that semester’s enrollment information to appear.**