



Samuel Merritt University

Alumni Survey Results

2024 - 2025

Graduates from the 2019-2020 and the 2023-2024 classes were surveyed. Of the 1719 alumni contacted, 18% responded overall (313).

27%

College of
Health Sciences

17%

College of
Nursing

15%

College of
Podiatric Medicine

**Response rates by college*

Employment Rates

96%

Of 19-20
graduates were
employed in their
area of specialty
within 1-year of
graduation

90%

Of 23-24
graduates are
employed in their
area of specialty
within 1-year of
graduation

90%

Of currently
employed
graduates are
employed in their
area of specialty

81%

Of currently
employed
graduates are
employed full-time

Employment Location

**17
States**

2019-2020 and
2023-2024 Alumni
are employed across
the United States

89%

Are employed in California.
The majority of those are working in
the San Francisco/Bay Area

60%

Urban

36%

Suburban

4%

Rural

27%

MUA

26%


HPSA

**BLUE color coded by alumni response count. Darker blue indicates high employment areas.*



94%

Are employed in
Direct Patient
care



28%

Are Clinical
Preceptors in
their current job

Management or Supervision Responsibilities Indicated

43%

Technical Staff

31%

Clerical Staff

59%

Unlicensed Staff

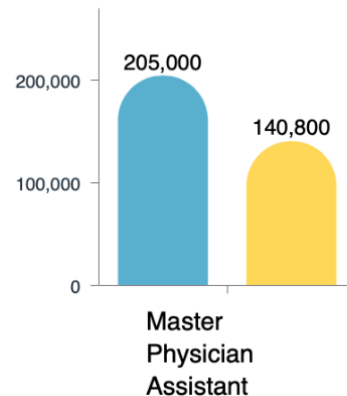
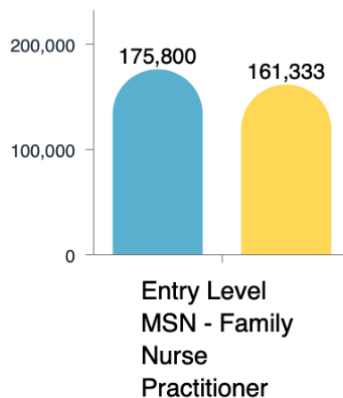
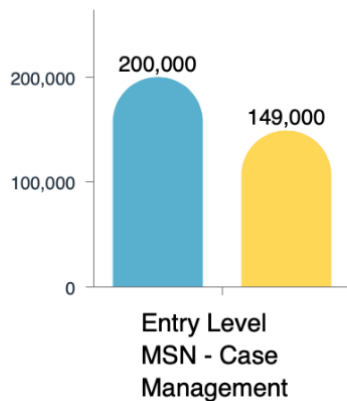
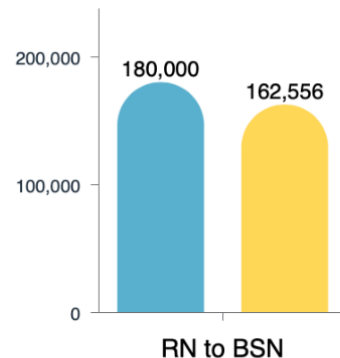
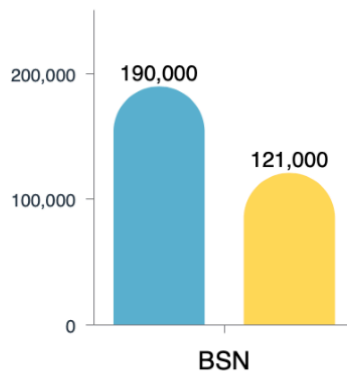
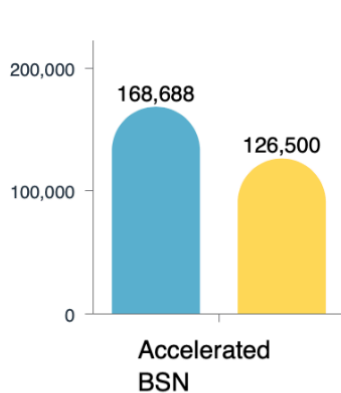
64%

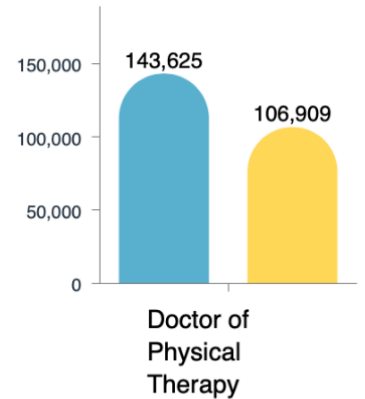
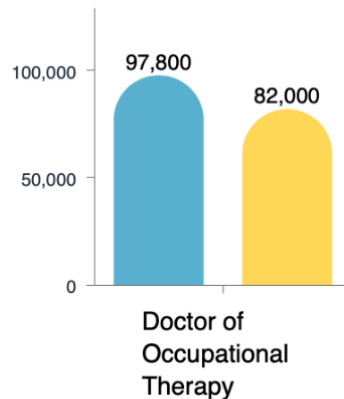
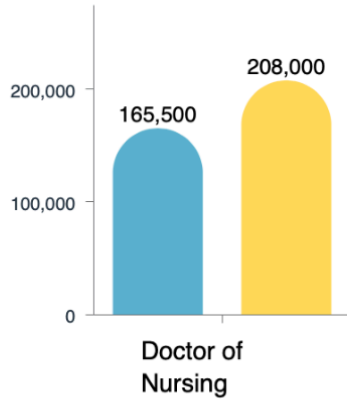
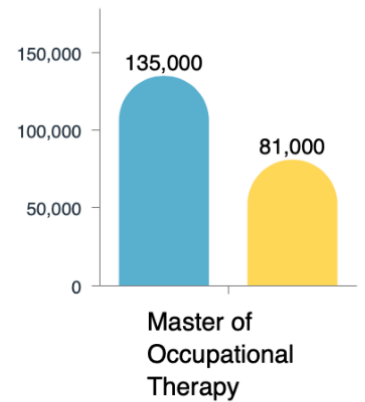
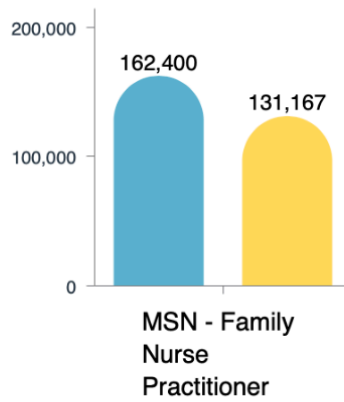
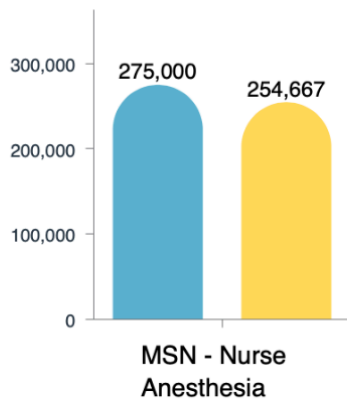
Licensed Staff

Annual Full-time Salaries - Average by Program

■ = 2019-2020

■ = 2023-2024



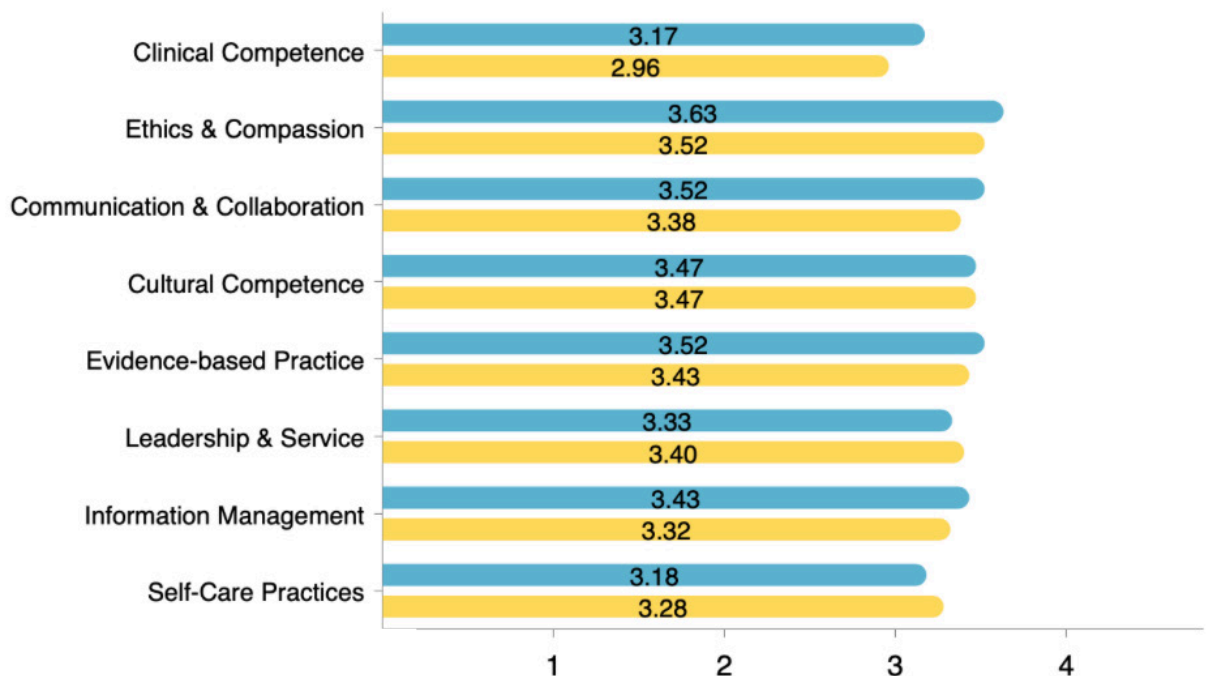


Self Assessment of Competence at Graduation Versus Present

■ = 2019-2020

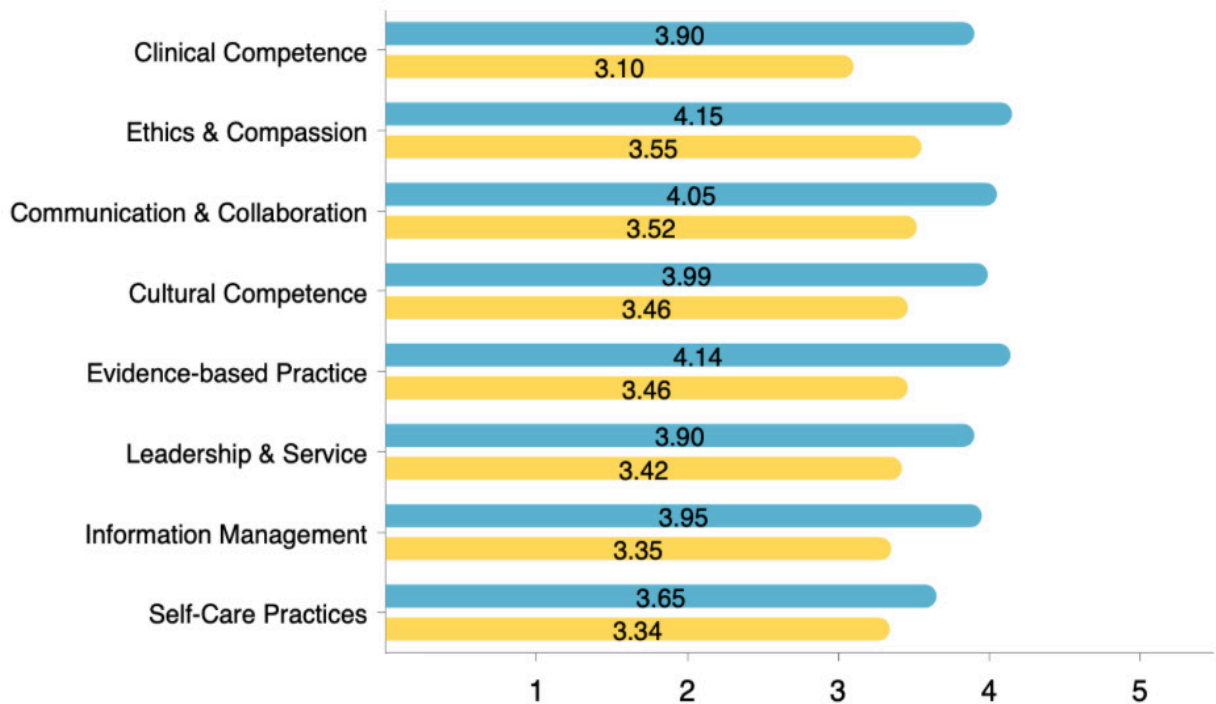
■ = 2023-2024

Assessment of Competencies at Time of Graduation*



*Evaluated on a Likert scale of 5=Very Well Prepared to 1=Not Prepared

Assessment of Competencies at Present**





**Evaluated on a Likert scale of 5=Competent at Master Clinician level to 1=Competent at below entry level

Alumni Achievements



5% received an honor or grant

2% published scholarly articles



9% participated in research projects

27% pursued advanced degrees or additional certifications



11% participated in health-related community service

Alumni recommend SMU because...

"It prioritizes a person first approach and teaches clinicians to see the whole person - not just the diagnosis. It incorporates research while allowing space for the gray areas where people are all unique."
- 19-20 Grad

"...opportunity to make a relatively quick, mid-life, change in my career path with minimal disruption to my home life, considering the rigor of the program." - 19-20 Grad

"I am grateful for the supportive and thoughtful community and faculty. The professors at SMU inspired me throughout my time at SMU and were encouraging of my professional ventures. I still feel comfortable reaching out to them for guidance and mentoring.." - 23-24 Grad

"Good teachers, lots of exposure to different hospitals, strenuous and high standards for education."
- 23-24 Grad

"I liked the accelerated pace, which allows us to get entry to the workforce quicker. The professors were knowledgeable and helpful." - 23-24 Grad

".SMU has allowed me to not only better myself but also the underserved communities I am now a medical provider for."
- 19-20 Grad

"...recommend it based on the great education I received and ease of getting a job afterwards. Although I will say outcomes depend on the individual."
- 23-24 Grad

"I am a proud SMU alumni, first as an RN and now as an NP and I highly recommend SMU to all prospective students that would come after me. SMU is the best decision I have made for my personal and professional growth.."
- 19-20 Grad